


SafeStore Birkdale Jumbo Secure Storage Unit

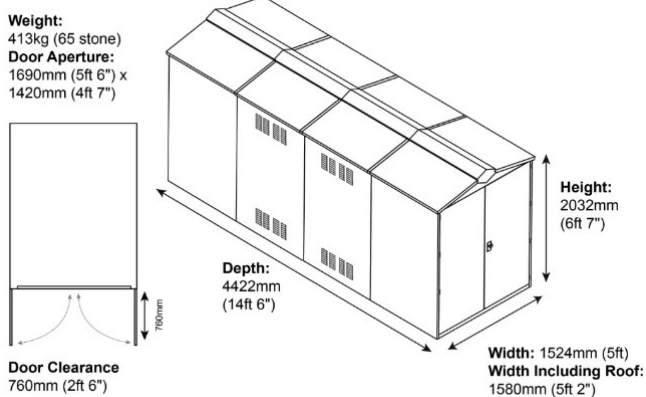
* Size: 1524mm (5ft) wide x 4422mm (14ft 6in) deep * Colours available: Green, Dark Grey or Ivory

* Standard accessories: timber floor, universal ramp, shelves and hooks/hook rail.

* Additional accessories available: tool rail, adjustable hanging bike racks, single and double bike stands, heavy duty ladder and tool rack, LED sensor lights (240mm or 600mm)

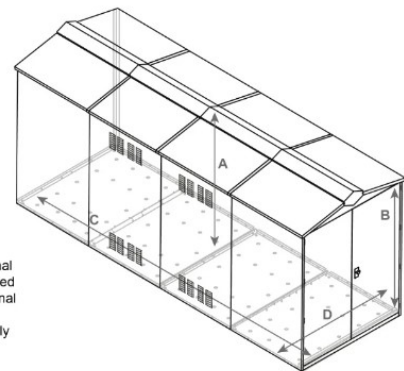


External Dimensions



Internal Dimensions

A. Internal Height (to apex):
1980mm (6ft 6")
B. Internal Height (to eaves):
1820mm (5ft 11")
C. Internal Depth:
4314mm (14ft 1")
D. Internal Width:
1460mm (4ft 9")



*Please note, if the optional wooden subfloor is selected with this product the internal height measurement will decrease by approximately 50mm

* 10 year warranty

* 4 or more bikes

* Reinforced panels

* 413kg in weight (65 stone)

* 5 point locking system

* Large easy access double doors

* Designed and made in the UK

* Welded hinges

* Shed air vent system