



**BIKE/ CYCLE
STORAGE**

**MOTORCYCLE
STORAGE**

**METAL
GARDEN
SHEDS**

**SPORTS
STORAGE**

**AND
MORE...**

PRODUCT GUIDE

SafeStore 
storage for life



***“Since we have had
the storage unit we
sleep easier at night”***

S.Nee



FREE DELIVERY
available for UK mainland*



10 YEAR WARRANTY
on all metal storage



0333 800 8880
order direct from our UK sales team

CONTENTS

04-07 **WELCOME**

08-09 **FEATURES**

BIKE & CYCLE STORAGE

10-11 Skelmersdale (1 Bike**)

12-13 Weydale (1 Bike**)

14-15 Teesdale (2 Bikes**)

16-17 Denbydale (2 Bikes**)

18-19 Allandale (3 Bikes**)

20-21 Armadale (3 Bikes**)

22-23 Avondale (4 Bikes**)

24-25 Avondale Plus (4 29In Bikes**)

26-27 Birkdale (6 Bikes**)

28-29 Birkdale Plus (8 Bikes**)

BIKE AND GARDEN STORAGE

30-31 Tarrickdale (7ft x 3ft)

GARDEN STORAGE

32-33 Scottsdale (5ft x 3ft)

34-35 Allandale (6ft x 3ft)

36-37 Avondale (7ft x 4ft)

38-39 Avondale Plus (8ft x 4ft)

40-41 Forestdale Range

42-43 Talladale (7ft x 3ft)

44-45 Clydesdale (7ft x 5ft)

46-47 Clydesdale Plus Packs

48-49 Glendale (7ft x 7ft)

50-51 Glendale Plus Packs

MOTORCYCLE STORAGE

52-53 Birkdale

54-55 Birkdale Plus

56-57 Deepdale

HOLIDAY HOME STORAGE

58-59 Allandale

60-61 Avondale

62-63 Gas Bottle Storage

PARCEL BOXES

64-65 Small, Medium and Large Parcel Boxes

THE FISHING TACKLE STORE

66-67 Talladale

68-69 Carradale

SCHOOL STORAGE

72-73 **TOOL SHEDS**

74-75 **ACCESSORIES**

76-79 **CUSTOMER FEEDBACK**

ABOUT SAFESTORE

SafeStore providing quality metal storage

SafeStore Secure Steel Storage buildings are designed and manufactured to the very highest standards right here in the UK. With over 40 years of experience, SafeStore can draw on a wealth of metal fabrication experience with a long history of engineering and manufacturing excellence.

The manufacturer is ISO 14001 and 9001 accredited with clients who demand perfection such as the British Army, Fire and Police Services and numerous local authorities.

SafeStore design and manufacture metal sheds, bike storage and motorcycle garages of the highest quality, used across the UK in many industries.

With an unrivalled reputation for quality and innovation you can be sure of our long term commitment to supplying quality products.

Where can I view a SafeStore?

We have two display sites in Surrey and South West London where you can view SafeStore products. Please contact us for further details.

0333 800 8880

www.leisurebuildings.com

*Free delivery to mainland UK
(Remote areas may carry a delivery charge.)



CAROLE NASH



Ealing Cycling News



+ MANY MORE



ABOUT SAFESTORE

Why metal, why not wood?



WHY METAL AND NOT WOOD?

One of the most common questions SafeStore get asked is “why should I buy metal when it will just rust? Why should I not buy a cheaper, wooden shed”? All SafeStore sheds are made from thick, galvanised (weatherproof) steel and coated in a polyester powder coat paint. This combination of processes makes the steel not only weatherproof but exceptionally tough and durable. SafeStore use only zinc coated (rust resistant) screws for assembling our sheds.



WEIGHT

Good quality metal sheds are heavy. SafeStore sheds are made from thick steel and include an integral metal base. So a SafeStore shed is very heavy! With weight comes quality and security. With some SafeStore sheds weighing over 60 stone you can be sure of strength and security. With SafeStore units you can choose to fix your unit to the floor using our (included) ground fixing kits, giving you the maximum security for your tools and equipment. On average our units are 5 times heavier than the equivalent sized product from other companies*.



SECURITY

A metal shed has a metal roof and metal doors. A wooden shed is weak in comparison and can be simply “kicked” in. A SafeStore unit has integral stiffeners, internal shoot bolts (depending on model) double folded joints, hidden fixings, integral all metal floors, pick resistant locks and ground anchor points. Add to this (on selected models) our internal roof clips and you really have the maximum security possible. Many SafeStore units have been approved by the UK Locksmiths Association or are LPCB rated to level 1.



MAINTENANCE

Other than a periodic wipe down and oiling the hinges, SafeStore units are virtually maintenance free.

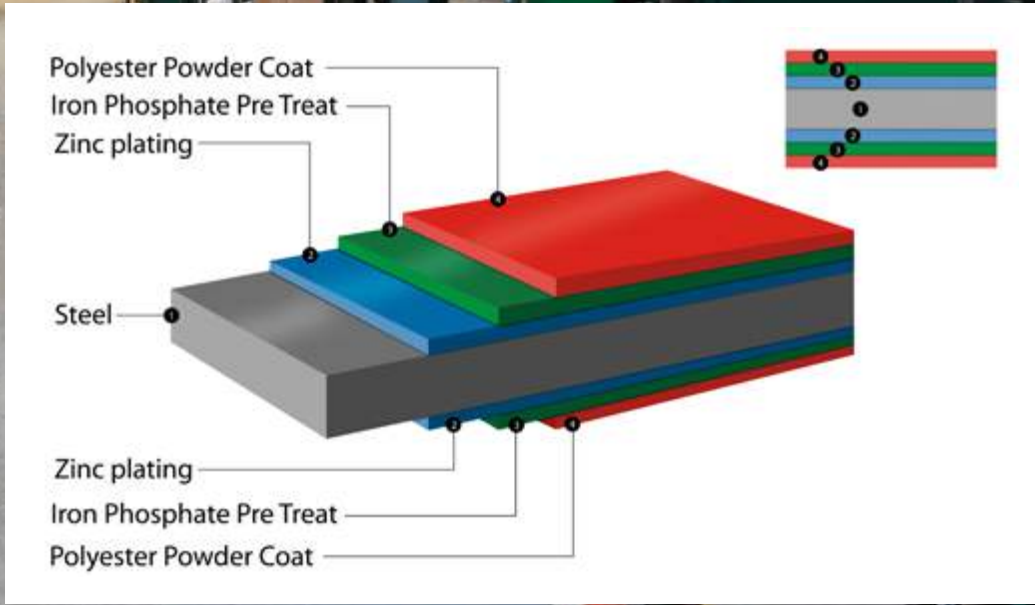
- No annual felting of the roof.*
- No repainting.*
- No rotten panels to replace.*
- No doors blown off in the wind.*
- No leaks.*



WARRANTY

All SafeStore storage is covered by a 10 year anti perforation warranty, giving you the confidence that your SafeStore unit will provide you with many years of secure storage.







1

2

3

7

4

6

5

9

11

8

10

FEATURES

Key features and benefits of SafeStore storage



1. GALVANISED STEEL

Every SafeStore product is made from tough, galvanised steel. Making SafeStore sheds secure and weatherproof.

2. LOW MAINTENANCE

Unlike wooden sheds, metal sheds require very little maintenance – giving years of trouble free storage.

3. 10 YEAR WARRANTY

All SafeStore sheds are supplied with a 10 year warranty as standard.

4. NO EXPOSED SCREWS

SafeStore storage is built inside out - there are no exposed external fixings or sharp edges making SafeStore sheds both secure and safe.

5. EASY ASSEMBLY

SafeStore sheds come with simple step by step instructions for easy home assembly - An installation service is also available.

6. PICK AND DRILL RESISTANT LOCKS

Fitted to most SafeStore storage units to provide the best possible security.

7. UNIQUE SHED VENTILATION

A unique shed ventilation system is in every SafeStore shed helping to maintain air flow inside even when the unit is locked, so minimises condensation inside.

8. ACCESSORIES

SafeStore units are pre-drilled for our storage accessory packs including shelving and hooks.

9. INTEGRAL METAL FLOOR

SafeStore sheds are supplied with an integral metal floor. This floor adds strength and stability to the units providing even more security to the unit – Every SafeStore is supplied with ground bolts allowing you to bolt the unit to the ground.


10. APPROVED STORAGE

SafeStore storage is Locksmiths approved, Insurance approved and industry approved!

11. MADE IN THE UK

Every SafeStore is designed and made right here in the UK.

Skelmersdale 1 Bike**



FREE DELIVERY
available for UK mainland*



10 YEAR WARRANTY
on all metal storage



0333 800 8880
order direct from our UK sales team

Bike Storage

*Skelmersdale-1 Bike***



SPACE SAVING BIKE LOCKER

A SafeStore Skelmersdale bike locker is the perfect way to lock away your "best" bike, keeping it both safe and dry. Designed as a space saving storage unit, a single bike locker is great if you are short of space outside and need to keep your bike locked up and out of sight. The Skelmersdale bike locker is accessed from the end so the width of the unit is kept to a minimum, making it ideal for down the side of a house or flat or anywhere where space is short.

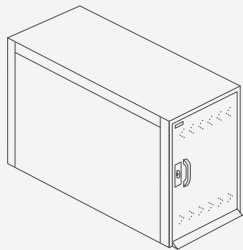
Inside this heavy duty locker is a guide rail to hold your bike upright, this can also be used as a 2nd locking point for increased security. This locker has been designed to be bolted to a concrete base, preventing any attempt to lift or carry the (15 stone) locker away. We also include a set of kit hooks included so you can store your helmet or other cycling accessories together with your bike.

"I would recommend to anybody for bike storage or anything of any value!"

LL

"My Skelmersdale arrived on time and took no time to install"

Jim



UNIT DIMENSIONS

Height: 1205mm (3ft 11")
Width: 900mm (2ft 11")
Depth: 1900mm (6ft 3")
Weight: 99Kg (15.8 stone)

BASE DIMENSIONS

2000mm x 1000mm
DOOR APERTURE
1115mm x 800mm
DOOR CLEARANCE
850mm

RATED BY YOU

"Very happy upon purchase and still very happy 15 months later"

Jonship

This unit has no metal base.

FEATURES

99KG IN WEIGHT (THAT'S OVER 15 STONE) -
substantial units suitable for public and private use.

10 YEAR WARRANTY -
UK made units that are built to last.

HARD WEARING WEATHERPROOF BIKE LOCKER -
heavy gauge, galvanised (weatherproof) construction.

FITTED WITH A HASP SUITABLE FOR PADLOCKS -
ideal for multi person or general public use.

LARGE HEAVY DUTY DOOR -
easy to wheel your bike in and out.

DOOR HANDING CAN BE CHANGED BY THE USER -
flexible storage, suitable for a tight space.

MULTIPLE UNITS BOLT TOGETHER -
ideal in public spaces.

INTEGRAL WHEEL GUIDE TO HOLD YOUR BIKE -
also doubles as an additional lock point.

INCLUDES 2 X KIT HOOKS -
hang helmets and bags with your bikes.

DESIGNED TO BE BOLTED DOWN -
using the supplied securing bolts - for extra security.

USED BY THE POLICE -
they must be good!

MAINTENANCE FREE -
no repainting or rotting.

EXPOSED SCREW ENDS ARE HIDDEN -
inside out build ensures security and safety.

Bike Storage

Weydale- 1 Bike**



SPACE SAVING BIKE STORAGE

Our Weydale stores your bike in the smallest of places, By storing the bike on the back wheel you use less floor space, so freeing up valuable garage or garden space.

Inside this thick, weatherproof, steel unit is an easy access guide ramp and a wheel retaining clamp. Simply open the heavy duty door, push the bike into the wide guide rail. Your front wheel lifts over the wheel retaining hook, and then drops into place clamping the bike wheel into place. It's that simple, your bike is now safely stored!

"A SafeStore shed is one of the heaviest and best quality on the market"

John - The secrets of shedbuilding.com

"Good, solid, value for your money"

Anon.

FEATURES

132KG IN WEIGHT (THAT'S OVER 20 STONE) -
ideal for use in both private and public areas.

10 YEAR WARRANTY -
UK designed and made units that are built to last.

WEATHERPROOF CONSTRUCTION -
made from strong, galvanised (weatherproof) steel.

PICK RESISTANT BIKE LOCKER SYSTEM -
Euro cylinder lock to protect your bike.

REINFORCED HANDLE SURROUND -
for added strength and security.

PERFECT FOR SMALL AREAS -
use inside the garage or outside the house.

LARGE HEAVY DUTY DOOR -
easy to wheel your bike in and out.

INTEGRAL ALL METAL FLOOR -
for strength and security.

MULTIPLE UNITS BOLT TOGETHER -
for additional strength and security.

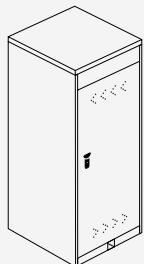
INCLUDES 2 X KIT HOOKS -
hang helmets and bags with your bike.

SPACE FOR CYCLE SHOES AND ACCESSORIES -
versatile bike storage.

DESIGNED TO BE BOLTED DOWN -
using the supplied securing bolts - for extra security.

MAINTENANCE FREE -
no repainting or rotting.

EXPOSED SCREW ENDS ARE HIDDEN -
inside out build ensures security and safety.



UNIT DIMENSIONS

Height: 1990mm (6ft 5")
Width: 800mm (2ft 6")
Depth: 1100mm (3ft 6")
Weight: 132Kg (20.7 stone)

BASE DIMENSIONS

880mm x 1200mm
DOOR APERTURE
700mm x 1680mm
Includes space for optional ramp
DOOR CLEARANCE
740mm

RATED BY YOU

"The quality is superior to anything else I have seen."
"Jimbo"

This unit is sent fully assembled.



FREE DELIVERY
available for UK mainland*



10 YEAR WARRANTY
on all metal storage



0333 800 8880
order direct from our UK sales team

Bike Storage

Teesdale-2 Bikes**

a to b



STORE & SECURE TWO BIKES

The Teesdale bike storage unit is the perfect way of storing two bikes securely in a discreet manner. Designed as a space saving storage unit, the twin bike store is ideal for areas where space is restricted but bike security is important. Unlike other bike stores the twin bike locker is accessed from the end so the width of the unit is kept to a minimum -ideal for use down the side of a house or flat.

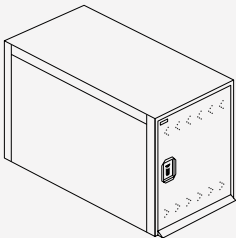
The Teesdale is suitable for adult or childrens bikes and includes 2 kit hooks for storing your bag or helmets with your bike. The unit is made from tough galvanised (weatherproof) steel featuring a tough 3-point (pick & drill resistant) locking system. A stylish vented front allows air to flow inside and keeps condensation to a minimum.

“The product is excellent and I am happy to recommend it to anyone”

Anon.

“All together by far the strongest unit we have tested”

Anon.



UNIT DIMENSIONS

Height: 1205mm (3ft 11")
Width: 900mm (2ft 11")
Depth: 1900mm (6ft 3")
Weight: 99Kg (15.8 stone)

BASE DIMENSIONS

2000mm x 1000mm
DOOR APERTURE
1115mm x 800mm
DOOR CLEARANCE
850mm

RATED BY YOU

“I would like to say that I am 100% happy with my SafeStore metal bike store.”
Katie

*This unit has no metal base.

FEATURES

99KG IN WEIGHT (THAT'S OVER 15 STONE) -
substantial units suitable for public and private use.

COMPREHENSIVE 10 YEAR WARRANTY -
UK designed and made, units are built to last.

WEATHERPROOF CONSTRUCTION -
heavy gauge galvanised steel construction.

FITTED WITH OUR TOUGH LOCKING SYSTEM -
pick and drill resistant locking system.

PERFECT FOR THE SIDE OF A HOUSE OR FLAT -
compact, secure bike storage.

REINFORCED HANDLE SURROUND -
steel plates for added security.

LARGE SINGLE DOOR ACCESS -
effortless loading and unloading of your bikes.

MULTIPLE UNITS BOLT TOGETHER -
ideal for schools or councils.

INCLUDES 2 KIT HOOKS -
hang helmets and bags with your bikes.

AN OPEN FLOOR AREA INSIDE -
no restriction on how you store your bikes.

CAN BE BOLTED DOWN TO THE GROUND -
using the supplied securing bolts.

ALL EXPOSED SCREW ENDS ARE HIDDEN -
no dangerous sharp edges inside the unit.

MAINTENANCE FREE -
no repainting or rotting.

Teesdale - 2 Bikes**



Please note:

This unit does not have an integral metal floor - this product is bolted down directly to the ground (concrete base). Before installation can take place

a level, firm surface will be required. (e.g. concrete, tarmac, patio 50mm/2" thick) before installation. The base must be solid, completely flat and secure.



FREE DELIVERY
available for UK mainland*



10 YEAR WARRANTY
on all metal storage



0333 800 8880
order direct from our UK sales team



FREE DELIVERY
available for UK mainland*



10 YEAR WARRANTY
on all metal storage



0333 800 8880
order direct from our UK sales team

Bike Storage

Denbydale - 2 Bikes **



a to b



STORE & SECURE TWO BIKES

Our double ended Denbydale bike storage unit is the perfect way of storing two bikes totally separately of each other in a discreet and secure manner within the same unit. Designed as a space saving storage unit, the Denbydale is ideal for areas where space is restricted but bike security is important. Unlike other bike stores this bike locker is accessed from **both ends** so the size of the unit is kept to a minimum - so is ideal for use down the side of a house or flat.

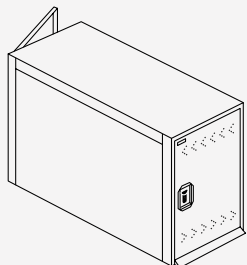
The two independently locking doors (3 point, pick resistant locks on each door), a tough steel internal division AND internal locking points ensures that two bikes can be secured totally independently of each other inside the same unit. Perfect for communal areas or shared accommodation.

"Bridges the gap between the cut price domestic sheds and the more expensive commercial designs"

A to B Magazine

"The sort of thing you want to steer your employer towards"

PR



UNIT DIMENSIONS

Height: 1205mm (3ft 11")
Width: 900mm (2ft 11")
Depth: 2000mm (6ft 7")
Weight: 99Kg (15.8 stone)

BASE DIMENSIONS

2000mm x 1000mm
DOOR APERTURE
1110mm x 800mm
DOOR CLEARANCE
850mm at both ends

RATED BY YOU

"We are very happy with the bike shed"

John

This unit has no metal base.

FEATURES

152KG IN WEIGHT (THAT'S 24 STONE) -
substantial units suitable for public and private use.

COMPREHENSIVE 10 YEAR WARRANTY -
UK designed and made units, built to last.

WEATHERPROOF CONSTRUCTION -
tough, heavy gauge steel construction.

TOUGH, DRILL AND PICK RESISTANT LOCK -
keeping the thieves out.

REINFORCED HANDLE SURROUND -
for added strength and security.

LARGE HEAVY DUTY DOORS -
secure yet easy to wheel your bikes in and out.

MULTIPLE UNITS BOLT TOGETHER -
for additional strength and security.

INCLUDES CYCLE KIT HOOKS -
hang helmets and bags with your bikes.

FREE GROUND BOLTS -
bolt the unit to the ground for increased security.

EACH LOCKER DOOR LOCKS INDEPENDENTLY -
with separate keys for each door - great for student flats.

ALL FIXINGS ARE INTERNAL -
inside out build, with no external screws safe and secure!

MAINTENANCE FREE -
no repainting or rotting.

EASY SELF ASSEMBLY -
fully illustrated instructions are provided.

Bike Storage

Allandale - 3 Bikes **



Ealing Cycling News

STORE & SECURE UP TO 3 BIKES

The Allandale bike store is an all metal bike shed providing secure outdoor storage of up to 3* adult cycles and all of your cycling equipment. Built from tough, galvanised steel, this storage unit offers excellent bike security and an ideal secure store for all of your high value mountain bikes and road bikes. The Allandale bike store features a pick and drill resistant, 3 point locking system, an integral full metal floor and a vented roof – keeping your bikes safe AND dry.

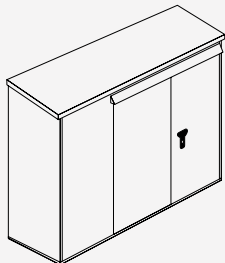
Packed with innovative features the Allandale bike store has an integral rain guard to keep the strongest wind and rain out, featuring large, double door access for easy loading and unloading of your valuable bikes. Supplied with a 10 year warranty.

“The best secure bike store we have come across”

What Mountain Bike

“The level of security here makes it a clear best buy”

Bike Radar



UNIT DIMENSIONS

Height: 1444mm (4ft 7")
Width: 1832mm (6ft)
Depth: 924mm (3ft)
Weight: 103Kg (16.2 stone)

BASE DIMENSIONS

1990mm x 1100mm
DOOR APERTURE
1180mm x 1140mm
DOOR CLEARANCE
650mm

RATED BY YOU

“I have had this product for around 3 years and I am very happy I bought it...”

R

FEATURES

103KG IN WEIGHT (THAT'S 16.2 STONE) -
compare us to the “light weight” competition!

10 YEAR WARRANTY -
free 10 year warranty - a quality product, built to last.

WEATHERPROOF CONSTRUCTION -
heavy gauge, galvanised steel construction.

THREE POINT BIKE SHED LOCKING SYSTEM -
pick and drill resistant euro lock.

LARGE DOUBLE DOOR ACCESS -
easy to wheel your bikes in and out.

TRIED AND TESTED -
by the UK's leading bike magazines.

OUR SAFESTORE VENTILATION SYSTEM -
minimises the build up of condensation.

DOOR HANDING CAN BE CHANGED BY THE USER -
total flexibility!

INTEGRAL WEATHER GUARD -
keeping even the strongest wind and rain out.

FULL METAL BASE -
with free fixings for securing to your concrete base.

MAINTENANCE FREE -
no repainting or rotting.

ALL FIXINGS ARE INTERNAL -
inside out build, with no external screws safe and secure!

EASY SELF ASSEMBLY -
fully illustrated instructions are provided.

Allandale - 3 Bikes**



FREE DELIVERY
available for UK mainland*



10 YEAR WARRANTY
on all metal storage



0333 800 8880
order direct from our UK sales team

Bike Storage

Armada - 3 Bikes **



The
Telegraph

road.cc
pedal powered



HIGH SECURITY BIKE STORAGE

The Armada high security bike store is an LPCB approved unit, suitable for high risk areas, or areas where your unit may be isolated. With the looks of the Allandale bike store, the Armada is even tougher! With ADDITIONAL stiffeners, extra bolts, a five point locking system, a pick and drill resistant lock and rear lock shroud! This is the ultimate bike store with an LPCB rating to level 1.

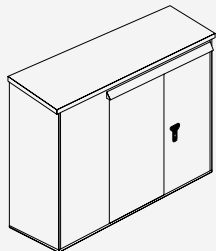
The high security bike locker is made from tough weatherproof steel, with a vented roof to reduce condensation and keep your bikes safe and dry. The large double door access can be handed by the user to suit a specific location. This unit also features an additional rain guard above the door providing a little extra protection in extreme weather conditions.

"Surely be a match for more 'experienced' bike thieves"

Going Going Bike

"It certainly looks like a sturdy bit of kit"

Cycling Weekly



UNIT DIMENSIONS

Height: 1444mm (4ft 7")
Width: 1832mm (6ft)
Depth: 924mm (3ft)
Weight: 138Kg (21.7 stone)

BASE DIMENSIONS

1990mm x 1100mm
DOOR APERTURE
1180mm x 1140mm
DOOR CLEARANCE
650mm

RATED BY YOU

"I am no longer worried about the safety of my cycles."

"MG"

FEATURES

AT 138KG IN WEIGHT (THAT'S 21.7 STONE) -
the toughest protection against theft for your bikes.

10 YEAR WARRANTY -
UK designed and made, units are built to last.

WEATHERPROOF CONSTRUCTION -
made from galvanised steel.

SECURE SHROUDED 5 POINT LOCKING SYSTEM -
pick and drill resistant - the best in cycle security.

APPROVED SECURE BIKE STORAGE -
approved to Level 1 by the Loss Prevention Certification.

LARGE DOUBLE DOOR ACCESS -
easy access to your bikes.

REINFORCED HINGES, DOORS & PANELS -
to prevent forced entry.

INTEGRAL METAL BASE -
included fixings for securing to your concrete base.

AN EXCELLENT METAL SHED VENTILATION -
dry and safe like no other product on the market.

FULL METAL BASE -
with free fixings for securing to your concrete base.

MAINTENANCE FREE -
no repainting or rotting.

ALL FIXINGS ARE INTERNAL -
Inside out build, with no external screws safe and secure!

EASY SELF ASSEMBLY -
fully illustrated instructions are provided.



FREE DELIVERY
available for UK mainland*



10 YEAR WARRANTY
on all metal storage



0333 800 8880
order direct from our UK sales team



FREE DELIVERY
available for UK mainland*



10 YEAR WARRANTY
on all metal storage



0333 800 8880
order direct from our UK sales team



Bike Storage

Avondale - 4 Bikes **



STORE & SECURE 4 BIKES

The Avondale is a tough all metal storage unit designed to give you the easiest possible access to your bikes and riding equipment. Designed to hold up to 4 bikes the Avondale features two large (reinforced) doors, a gas lift (reinforced) lid, a full metal floor and a 3 point locking system (shrouded padlock system with internal steel deadbolts on the doors).

The Avondale bike store was given 9/10 by Cycling Plus and given the "Editors Choice award" Countless other magazines regard this as the best bike store on the market.



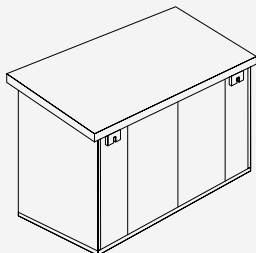
"Excellent attack-proof design"

Radar



"We wouldn't hesitate in recommending for keeping your pride and joy inside"

Decent World



UNIT DIMENSIONS

Height: 1140mm (3ft 8")
Width: 2060mm (6ft 8")
Depth: 1040mm (3ft 4")
Weight: 114Kg (18 stone)
Height (when lid open):
1960mm (6ft 5")

BASE DIMENSIONS

2200mm x 1150mm
DOOR APERTURE
1350mm
DOOR CLEARANCE
710mm

RATED BY YOU

"In a different league to the usual sheds/bike storage units found on the high street"

Paul

This unit requires 100mm at the rear for the lid to open.

FEATURES

114KG IN WEIGHT (18 STONE) -
compare the weights of our bike storage!

10 YEAR WARRANTY -
quality uk design and build.

WEATHERPROOF CONSTRUCTION -
heavy duty, galvanised construction.

TOUGH, SHROUDED, TWIN LOCK SYSTEM -
with Internal dead bolt.

DOUBLE DOOR ACCESS AND A LIFT UP LID -
easy access to all of your bikes.

UNIQUE VENTILATION SYSTEM -
improves air flow inside the unit, reduces condensation.

INTEGRAL FULL METAL BASE -
with free fixings for securing the unit to the ground.

MAINTENANCE FREE -
no repainting or rotting.

INTERNAL FIXINGS -
no externally exposed fixtures, safe AND secure.

EASY SELF ASSEMBLY -
fully illustrated instructions are provided.



FREE DELIVERY
available for UK mainland*



10 YEAR WARRANTY
on all metal storage



0333 800 8880
order direct from our UK sales team

Bike Storage

Avondale Plus - 4x 29" Bikes **



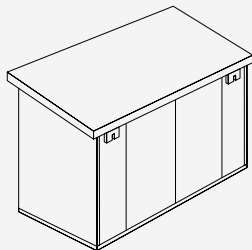
STORE & SECURE 4 BIKES

The Avondale Plus can store up to 4 "29er" bikes*. Manufactured from heavy gauge galvanised steel the Avondale Plus offers both security and reliability. As well as the thick weatherproof steel panels, the Avondale Plus has an integral metal base for maximum reinforcement and rigidity. Featuring double front door access, and a reinforced easy lift lid (gas lift), the Avondale Plus makes it easy for you to get your bike in and out whilst maintaining high security for your valuable possessions.

29 inch bikes are becoming a common place amongst cyclists, however with a large wheel base storage can be an issues. With the Avondale Plus being larger you can now safely store your 29ers with all your riding equipment and have room to spare. The Avondale Plus has a 3 point locking system featuring a twin shrouded locking system with internal dead bolts.

"Security seems to just ooze out of this shed. It has a lid that lifts up as well as easy access doors. The doors are held secure by a long steel bolt locking bar. The lid then comes down further securing the doors and is held shut with two disc locks..."

Road CC



UNIT DIMENSIONS

Height: 1140mm (3ft 8")
Width: 2306mm (7ft 7")
Depth: 1040mm (3ft 4")
Weight: 122Kg (19.2 stone)
Height (when lid open):
1960mm (6ft 5")

BASE DIMENSIONS

2450mm x 1150mm
DOOR APERTURE
1600mm
DOOR CLEARANCE
870mm

RATED BY YOU

"It's a Good bike shed, it's strong and massive. The Avondale Plus means I can now safely store my 29er without it cluttering my house."

Kieth

This unit requires 100mm at the rear for the lid to open.

FEATURES

122.5KG IN WEIGHT (19.2 STONE) -
heavy duty bike storage.

ENGINEERED AND PRODUCED IN BRITAIN -
supplied with a free SafeStore 10 year warranty.

MADE FROM WEATHERPROOF STEEL -
tough galvanised construction.

TOUGH, SHROUDED, DOUBLE LOCKING SYSTEM -
coupled with an internal locking bar.

UNIQUE AIRFLOW VENTILATION SYSTEM -
minimises condensation inside even when locked.

DOUBLE DOOR ACCESS WITH A LIFT UP LID -
large reinforced lid for easy access to riding gear.

INTEGRAL FULL METAL BASE -
with free fixings for securing the unit to the ground.

MAINTENANCE FREE -
weatherproof construction, no repainting or rotting.

INTERNAL FIXINGS -
no externally exposed fixtures, safe AND secure.

EASY SELF ASSEMBLY -
fully illustrated instructions are provided.

NO EXPOSED SCREWS OUTSIDE THE UNIT -
screw ends are hidden.

Bike Storage

Birkdale - 6 Bikes **



Singletrack



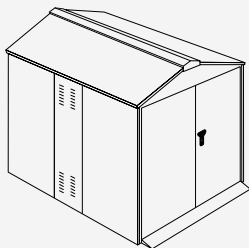
LOCKSMITHS APPROVED CYCLE STORAGE AND MAINTENANCE SHED

Our Birkdale extra-large cycle shed is a superbly tough, secure bike shed for your most valuable bikes and cycling equipment. This bike maintenance shed is built from heavy duty,galvanised steel panels and features a built in heavy duty metal floor and excellent double door access making the Birkdale perfect for keeping all of your bikes and all of your riding equipment safe and dry whatever the weather.

The extra size of this cycle storage shed is great for storing bikes but is also a versatile bike maintenance shed. Inside this storage shed you can set up your bike stand inside the unit and perform essential bike maintenance in even the wettest weather. As you can see in the product picture several bikes and all of your equipment can be stored together perfect for keeping your bikes in tip top condition. All protected by the 5 point (pick resistant) locking system.

“The Birkdale is a beast, after having 7k of bikes stolen recently I bet that if I had one of these sheds nothing would have gone missing”

DR PB



UNIT DIMENSIONS

Height: 2032mm (6ft 7")
Width: 1580mm (5ft 2")
Depth: 2740mm (9ft)
Weight: 294Kg (46.4 stone)

BASE DIMENSIONS

1730mm x 3215mm
DOOR APERTURE
1690mm x 1420mm
**Includes space for ramp*
DOOR CLEARANCE
710mm

RATED BY YOU

“Huge and impressive SafeStore bike shed.”
“EEF”

FEATURES

AT 294KG IN WEIGHT (THAT'S 46 STONE!) - this is the ultimate cycle maintenance/storage combo.

SUPPLIED WITH THE SAFESTORE 10 YEAR WARRANTY a quality UK made product, built to last.

ULTRA STRONG GALVANISED SHED - made from weatherproof,galvanised steel.

FIVE POINT SHROUDED LOCKING SYSTEM - approved by the UK Locksmiths Association.

DEAD BOLT DOOR SYSTEM - unmatched cycle security.

PICK AND DRILL RESISTANT LOCK - great protection for your “best” bikes.

WELDED HINGES, REINFORCED, STEEL PANELS - extra tough to prevent forced entry.

REINFORCED DOORS - thick and heavy to prevent forced entry.

AIR VENT SYSTEM - minimises moisture inside the unit,keep bikes dry.

ADDITIONAL VENTED SIDE PANEL SYSTEM - further reducing condensation.

LARGE, EASY ACCESS DOUBLE DOORS - walk in or ride in your bikes into the unit.

CAN BE BOLTED DOWN TO THE GROUND - using the supplied securing bolts for extra security.

FULL METAL BASE - with free fixings for securing to your concrete base.

MAINTENANCE FREE - no repainting or rotting.

Birkdale- 6 Bikes**



FREE DELIVERY
available for UK mainland*



10 YEAR WARRANTY
on all metal storage



0333 800 8880
order direct from our UK sales team



FREE DELIVERY
available for UK mainland*



10 YEAR WARRANTY
on all metal storage



0333 800 8880
order direct from our UK sales team

Bike Storage

*Birkdale Plus - 8 Bikes***



Singletrack



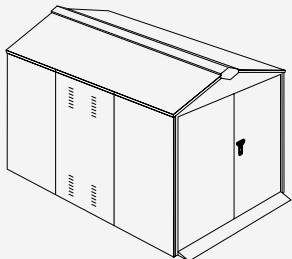
HIGH SECURITY BIKE STORAGE FOR 8 BIKES

The Birkdale Plus is our biggest bike storage unit to date. Designed to offer secure storage for your most valuable bikes and cycling accessories, this bike shed is made from our tough, galvanised (weatherproof) steel panels and is packed with lots of features to give you the ultimate in bike storage. Including: an electric socket mounting plate, clothing hooks, integral metal floor and a useful maintenance equipment shelf - This is a complete cycle maintenance and storage unit.

This extra-large storage shed is perfect for keeping all of your bikes (stores up to 8 bikes**) and equipment together and with hooks, a shelf and a protective wooden floor included, you can fill this cycle maintenance shed from ceiling to floor. The extra space inside can be used to carry out essential cycle maintenance, keeping you and your prized bikes sheltered from the bad weather.

"The Birkdale Plus is great! We use it at the scout hut we keep bikes, sports equipment in - you name it, its in there"

P.Kragon



UNIT DIMENSIONS

Height: 2032mm (6ft 7")
Width: 1524mm (5ft)
Depth: 3330mm (10ft 11")
Weight: 334Kg (52.5 stone)

BASE DIMENSIONS

1730mm x 3790mm
DOOR APERTURE
1690mm x 1420mm
DOOR CLEARANCE
710mm

RATED BY YOU

"Good solid unit, nice to see a quality British made product."

Pete

FEATURES

AT 334KG (THAT'S 52.5 STONE) -

this is a massive bike garage - holds up to 8 bikes*.

10 YEAR SAFESTORE WARRANTY AS STANDARD -

this unit is UK made and built to beat the UK weather.

WEATHERPROOF CONSTRUCTION -

made from galvanised steel.

TOUGH FIVE POINT SHED LOCKING SYSTEM -

the best way to secure a bike.

PICK AND DRILL RESISTANT LOCK BARREL -

helping to beat the bike thieves.

SHED VENTILATION SYSTEM -

is built into the roof around the garage.

EASY ACCESS, REINFORCED DOUBLE DOORS -

walk or ride in your bikes into the unit.

WELDED HINGES AND REINFORCED PANELS -

to prevent forced entry.

FULL METAL BASE -

with free fixings for securing to your concrete base.

MAINTENANCE FREE -

no repainting or rotting.

ALL FIXINGS ARE INTERNAL -

inside out build, no external screws safe and secure!

ELECTRIC MOUNTING PLATE -

for power to your bike shed.

EASY SELF ASSEMBLY -

fully illustrated instructions are provided.



FREE DELIVERY
available for UK mainland*



10 YEAR WARRANTY
on all metal storage



0333 800 8880
order direct from our UK sales team

Bike & Garden Storage

Tarrickdale - 7ft x 3ft***

THE BRITISH
ASSESSMENT
BUREAU

ISO14001



BIKE & GARDEN COMBINATION SHED

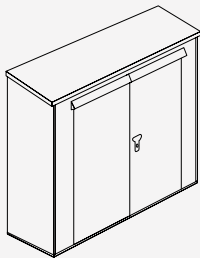
The Tarrickdale is a garden shed/bike storage combination shed. Built from thick, heavy gauge weatherproof steel panels with a tough metal floor and large single door access. This combination garden store is ideal for keeping your everyday garden tools and equipment as well as storing a single road or mountain bike. The Tarrickdale is fitted with a heavy duty, 5-point locking system featuring a pick and drill resistant lock and internal dead bolts. Inside the Tarrickdale features an integral bike rack, designed to hold a single bike. The bike rack features bike locking points and security screws, helping to keep your bike safe from theft.

With an integral rain guard above the door and integral ventilation built into the roof (reduces condensation) this unit is designed to keep the elements out and your bikes and garden tools safe and secure inside.

This UK designed and manufactured garden store exceptionally versatile, suitable for areas where floor space is at a premium or when you need extra height.

"Thanks to all at SafeStore for making the purchase so easy"

Bob



UNIT DIMENSIONS

Height: 2109mm (6ft 9")
Width: 2200mm (7ft 2")
Depth: 950mm (3ft 1")
Weight: 160Kg (25 stone)

BASE DIMENSIONS

2350mm x 1100mm
DOOR APERTURE
1760mm x 1572mm
DOOR CLEARANCE
810mm

RATED BY YOU

"The heaviest and best quality on the market"

John

FEATURES

160KG (25 STONE) IN WEIGHT -
heavy and secure, all metal storage.

FULL WEATHERPROOF CONSTRUCTION -
made from strong, thick, galvanised steel.

SUPPLIED WITH A 10 YEAR SAFESTORE WARRANTY -
garden storage that is built to last.

TOUGH FIVE POINT SHED LOCKING SYSTEM -
high security storage for expensive items.

PICK AND DRILL RESISTANT LOCK -
tough and secure - beat the thieves.

LARGE EASY DOUBLE DOORS -
walk in size - ideal for ladders and bikes.

INTEGRAL VENTILATION AND RAIN GUARD -
helping to keep your equipment safe AND dry.

INTEGRAL BIKE RACK -
store bikes and garden tools together in one secure shed.

INTEGRAL FULL METAL BASE -
with free fixings for securing the unit to the ground.

MAINTENANCE FREE -
weatherproof construction no repainting or rotting.

INTERNAL FIXINGS -
no externally exposed fixtures, safe AND secure.

EASY SELF ASSEMBLY -
fully illustrated instructions are provided.

Garden Storage

Scottsdale - 5ft x 3ft***



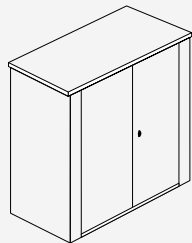
COMPACT GARDEN STORAGE

Metal garden storage boxes need to be strong and robust. The Scottsdale is just that! Built from heavy gauge, galvanised steel panels, with a heavy duty, integral metal floor and large double door access, the Scottsdale garden storage is an ideal secure home for lawn mowers, patio furniture and all your garden tools.

Fitted with a solid two point locking system and featuring a thumb turn lock with a padlock fitting (for use with your own padlock). The Scottsdale garden shed is an exceptionally secure and versatile storage unit ideal for everyday use. Perfect for patios or smaller gardens.

“Well made, keep all our bits and pieces dry and secure”

Anonymous



UNIT DIMENSIONS

Height: 1312mm (4ft 3")
Width: 1542mm (5ft 1")
Depth: 950mm (3ft 1")
Weight: 76Kg (12 stone)
Height (at rear):
1266mm (4ft 1")

BASE DIMENSIONS

1600mm x 1000mm
DOOR APERTURE
1270mm x 1200mm
DOOR CLEARANCE
650mm

RATED BY YOU

“Great garden and cycle storage solution”

P

FEATURES

76KG IN WEIGHT (THAT'S 12 STONE) -
a substantial 5 x 3 garden shed.

SUPPLIED WITH A 10 YEAR WARRANTY -
SafeStore sheds are UK made and built to last.

MADE FROM TOUGH, THICK, GALVANIZED STEEL -
tough and weatherproof.

FITTED WITH A TWO POINT LOCKING SYSTEM -
(to suit your own padlock*).

A DISCREET SHED VENTILATION SYSTEM -
in the roof minimises condensation.

WIDE DOUBLE DOOR ACCESS -
great for storing large items.

INTEGRAL FULL METAL BASE -
with free fixings for securing the unit to the ground.

MAINTENANCE FREE -
weatherproof construction ensures no repainting.

INTERNAL FIXINGS -
no externally exposed fixtures, safe AND secure.

EASY SELF ASSEMBLY -
fully illustrated instructions are provided.

Scottsdale



FREE DELIVERY
available for UK mainland*



10 YEAR WARRANTY
on all metal storage



0333 800 8880
order direct from our UK sales team



FREE DELIVERY
available for UK mainland*



10 YEAR WARRANTY
on all metal storage



0333 800 8880
order direct from our UK sales team

Garden Storage

Allandale - 6ft x 3ft***



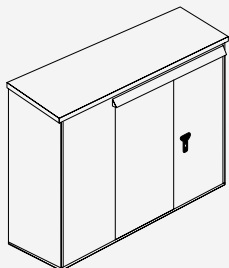
METAL GARDEN SHED

The SafeStore Allandale is a medium sized metal garden shed providing secure outdoor storage of your garden tools and equipment. This unit is an ideal secure store for your expensive gardening equipment which you need to remain secure, yet require regular access to. Built from our tough, galvanised (weatherproof) steel with an integral metal floor and convenient large double door access this unit features an excellent 3 point pick and drill resistant locking system.

At 103kg (16.2 stone), the Allandale garden store is an exceptionally secure and versatile storage unit providing excellent weatherproof protection for your gardening equipment to keep your tools safe and dry.

"It was very easy to put up and I'm pleased with how it looks"

Shed



UNIT DIMENSIONS

Height: 1444mm (4ft 7")
Width: 1832mm (6ft)
Depth: 924mm (3ft)
Weight: 103Kg (16.2 stone)

BASE DIMENSIONS

1990mm x 1100mm
DOOR APERTURE
1180mm x 1140mm
DOOR CLEARANCE
650mm

RATED BY YOU

"Very please with both the service and with the product itself"

Samantha

FEATURES

103KG IN WEIGHT (THAT'S 16.2 STONE) -
compare us to the "light weight" competition!

10 YEAR WARRANTY -
free 10 year warranty, a quality product, built to last.

MADE FROM GALVANISED (WEATHERPROOF) STEEL.
UK designed and made quality.

THREE POINT LOCKING SYSTEM -
pick and drill resistant euro lock.

LARGE DOUBLE DOOR ACCESS -
easy access to all of your tools and equipment.

OUR SAFESTORE VENTILATION SYSTEM -
minimises the build up of condensation.

DOOR HANDING CAN BE CHANGED BY THE USER -
total flexibility – fits any garden!

INTEGRAL WEATHER GUARD -
keeping even the strongest wind and rain out.

FULL METAL BASE -
with free fixings for securing to your concrete base.

MAINTENANCE FREE -
no repainting or rotting.

ALL FIXINGS ARE INTERNAL -
Inside out build, with no external screws safe and secure!

EASY SELF ASSEMBLY -
fully illustrated instructions are provided.

Garden Storage

Avondale - 7ft x 4ft***



EASY ACCESS GARDEN STORAGE

The Avondale is an all metal garden storage unit designed to give you the easiest possible access to your garden tools and equipment. Two large (reinforced) doors and a reinforced gas lift lid give the Avondale garden shed excellent flexibility for storing even large garden items, such as BBQs and ladders.

The Avondale garden store has a tough 3 point locking system, combining security rated level 8 padlocks with internal steel deadbolts.

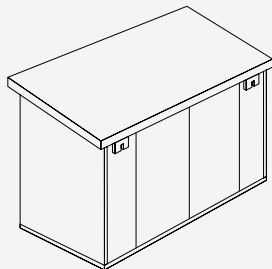
The gas lift lid coupled with large double doors gives easy access to all of your garden tools and furniture. The low, compact design is ideal for smaller gardens or where space is at a premium such as under a window.

"Impressed by the quality and design"

Nigel C

"Now some 4 years old, this store is still in very good shape."

Ann



UNIT DIMENSIONS

Height: 1140mm (3ft 8")
Width: 2060mm (6ft 8")
Depth: 1040mm (3ft 4")
Weight: 114Kg (18 stone)
Height (when lid open):
1960mm (6ft 5")

BASE DIMENSIONS

2200mm x 1150mm
DOOR APERTURE
1350mm
DOOR CLEARANCE
710mm

RATED BY YOU

"Very pleased with SafeStore Avondale- we store 4 family bikes + 2 kids' scooters + 2 pogo sticks with ease."

S

This unit requires 100mm at the rear for the lid to open.

FEATURES

76KG IN WEIGHT (THAT'S 12 STONE) -
a substantial 5 x 3 garden shed.

SUPPLIED WITH A 10 YEAR WARRANTY -
SafeStore sheds are UK made and built to last.

MADE FROM TOUGH, THICK, GALVANIZED STEEL -
tough and weatherproof.

FITTED WITH A THREE POINT LOCKING SYSTEM -
(to suit your own disc padlock*).

A DISCREET SHED VENTILATION SYSTEM -
in the roof m condensation.

WIDE DOUBLE DOOR ACCESS -
great for storing large items.

INTEGRAL FULL METAL BASE -
with free fixings for securing the unit to the ground.

MAINTENANCE FREE -
weatherproof construction ensures no repainting.

INTERNAL FIXINGS -
no externally exposed fixtures, safe AND secure.

EASY SELF ASSEMBLY -
fully illustrated instructions are provided.

Avondale



FREE DELIVERY
available for UK mainland*



10 YEAR WARRANTY
on all metal storage



0333 800 8880
order direct from our UK sales team

Garden Storage

Avondale Plus - 8ft x 4ft***

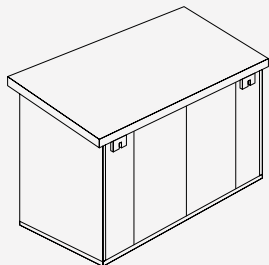


EASY ACCESS PLUS 8x4 METAL GARDEN STORAGE

The Avondale Plus metal garden shed boasts both storage space and security. Made from weatherproof galvanised heavy gauge steel, this shed is tough, yet easy to navigate in and out of. Featuring an easy to use gas powered lift up lid and double front door access, you can easily put your lawnmower and garden tools inside and not have to worry about tripping up over things.

As well as easy access, the Avondale garden shed comes fitted with two galvanised steel, external shrouded locks. This coupled alongside an internal locking bar makes sure that your possessions are kept as safe as possible.

With an integral metal base and unique roof ventilation system, condensation is kept to a minimum as air is able to flow within the shed despite it being locked. The integral metal base makes for a stronger and stiffer shed than those without, providing an even better level of security. The integrity and security of the Avondale Plus Garden is strengthened through the reinforced doors and level 8 rated padlocks (optional).



UNIT DIMENSIONS

Height: 1140mm (3ft 8")
Width: 2306mm (7ft 7")
Depth: 1040mm (3ft 4")
Weight: 122Kg (19.2 stone)
Height (when lid open):
1960mm (6ft 5")

BASE DIMENSIONS

2450mm x 1150mm
DOOR APERTURE
1600mm
DOOR CLEARANCE
870mm

RATED BY YOU

"It's unbelievable spacious and secure. I can fit my lawnmower and all my garden tools and have room to spare!"

George

This unit requires 100mm at the rear for the lid to open.

FEATURES

122.5KG IN WEIGHT (19.2 STONE) -
heavy duty, secure storage.

ENGINEERED AND PRODUCED IN THE UK -
supplied with a free SafeStore 10 year warranty.

CONSTRUCTED FROM WEATHERPROOF STEEL -
tough galvanised construction.

TOUGH, SHROUDED, DOUBLE LOCKING SYSTEM -
coupled with an internal locking bar.

UNIQUE AIRFLOW VENTILATION SYSTEM -
minimises condensation inside the unit.

DOUBLE DOOR ACCESS WITH A LIFT UP LID -
large reinforced gas lift up lid for easy access.

INTEGRAL METAL BASE -
with free fixings for securing to your concrete base.


INTEGRAL FULL METAL BASE -
with free fixings for securing the unit to the ground.

MAINTENANCE FREE -
weatherproof construction, no repainting or rotting.

INTERNAL FIXINGS -
no externally exposed fixtures, safe AND secure.

EASY SELF ASSEMBLY -
fully illustrated instructions are provided.

Avondale Plus



FREE DELIVERY
available for UK mainland*



10 YEAR WARRANTY
on all metal storage



0333 800 8880
order direct from our UK sales team

Garden Storage

Forestdale Range



ALL METAL GARDEN STORAGE

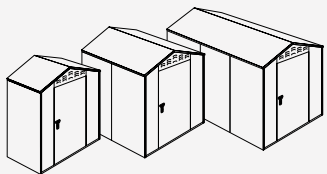
Our Forestdale range of metal sheds offer excellent value secure garden storage, designed and manufactured here in the UK by SafeStore. The Forestdale range of sheds offer unbeatable security and incredible value that other products simply can't match. The range features a tough integral metal floor and the same pick and drill resistant, euro cylinder locking system as our Locksmiths approved storage products.

Exclusive to the Forestdale range of sheds is the front ventilation system for improved air flow reducing internal condensation inside even when the unit is fully locked.

The Forestdale shed feature a single heavy duty door with a 3 point locking system, designed to combine easy access and security, to create a hard wearing, secure garden shed.

"Good looking garden shed with a high quality feel to it"

Shirley



FORESTDALE

Height: 1990mm (6ft 6")
Width: 1580mm (5ft 2")
Depth: 1107mm (3ft 7")
Weight: 118Kg (18 stone)
Door Aperture: 1700mm x 747mm

FORESTDALE PLUS

Height: 1990mm (6ft 6")
Width: 1580mm (5ft 2")
Depth: 2240mm (7ft 4")
Weight: 184Kg (24 stone)
Door Aperture: 1710mm x 747mm

FORESTDALE JUMBO

Height: 1990mm (6ft 6")
Width: 1580mm (5ft 2")
Depth: 3330mm (10ft 11")
Weight: 248Kg (39 stone)
Door Aperture: 1710mm x 747mm

FEATURES

DESIGNED AND MADE IN THE UK -

supplied with a 10 Year Warranty - built to last.

MADE FROM THICK, GALVANIZED STEEL -

weatherproof and long lasting.

VENTILATION SLOTS IN FASCIA AND ROOF EAVES -

helps ventilation without compromising security.

TOUGH, 3 POINT SHED LOCKING SYSTEM -

with dead bolt, security is our priority.

PICK AND DRILL RESISTANT LOCK -

keep the thieves at bay.

LARGE, EASY ACCESS SINGLE DOOR -

big enough to walk your mower straight in.

OPTIONAL LOADING RAMP -

provides even easier access for the heaviest of items.

INTEGRAL FULL METAL BASE -

with free fixings for securing the unit to the ground.

MAINTENANCE FREE -

weatherproof construction ensures no repainting or rotting.

INTERNAL FIXINGS -

no externally exposed fixtures, safe AND secure.

EASY SELF ASSEMBLY -

fully illustrated instructions are provided.

Forestdale Range



FREE DELIVERY
available for UK mainland*



10 YEAR WARRANTY
on all metal storage



0333 800 8880
order direct from our UK sales team

Garden Storage

Talladale - 7ft x 3ft***



EXTRA TALL GARDEN STORAGE

The Talladale is a cleverly designed extra tall garden shed. Built from thick, heavy gauge weatherproof steel panels with a tough metal floor and large single door access. This tall metal garden store is ideal for keeping patio furniture, lawn mowers and gardening equipment safe and dry throughout the year. The Talladale shed is fitted with a tough 3-point security locking system featuring a pick and drill resistant lock and an internal deadbolt.

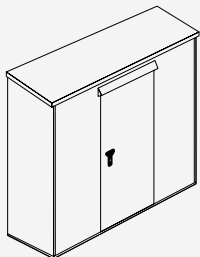
With an integral rain guard above the door this unit is designed to keep the elements out and your tools safe and secure inside. This UK designed and manufactured garden store exceptionally versatile, suitable for areas where floor space is at a premium or when you need just that little extra height.

"The heaviest and best quality on the market"

John

"Thanks to all at SafeStore for making the purchase so easy"

Bob



UNIT DIMENSIONS

Height: 2110mm (6ft 9")
Width: 2200mm (7ft 2")
Depth: 950mm (3ft 1")
Weight: 142Kg (22.5 stone)

BASE DIMENSIONS

2350mm x 1100mm
DOOR APERTURE
1760mm x 760mm
DOOR CLEARANCE
810mm

RATED BY YOU

"Customer case was second to none"

Online

FEATURES

142KG (22.5 STONE) IN WEIGHT -
heavy and secure, all metal storage.

FULL WEATHERPROOF CONSTRUCTION -
made from strong, thick, galvanised steel.

SUPPLIED WITH A 10 YEAR SAFESTORE WARRANTY -
garden storage that is built to last.

TOUGH THREE POINT SHED LOCKING SYSTEM -
high security storage for expensive items.

PICK AND DRILL RESISTANT LOCK -
tough and secure - beat the thieves.

LARGE EASY ACCESS DOOR -
walk in size - ideal for ladders and large equipment.

INTEGRAL SHED VENTILATION -
helping to keep your equipment safe AND dry.

INTEGRAL RAIN GUARD -
keeps even extreme weather out.

INTEGRAL FULL METAL BASE -
with free fixings for securing the unit to the ground.

MAINTENANCE FREE -
weatherproof construction ensures no repainting or rotting.

INTERNAL FIXINGS -
no externally exposed fixtures, safe AND secure.

EASY SELF ASSEMBLY -
fully illustrated instructions are provided.



Talladale



FREE DELIVERY
available for UK mainland*



10 YEAR WARRANTY
on all metal storage



0333 800 8880
order direct from our UK sales team

Garden Storage

Clydesdale - 7ft x 5ft***



ALL METAL GARDEN STORAGE

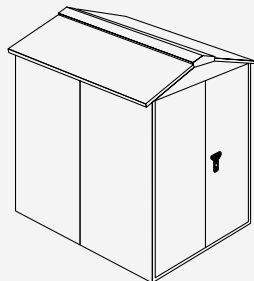
Combining strength with space, the Clydesdale range of sheds is tough and suitable for a range of outdoor storage uses.

Built with security in mind the Clydesdale units are built from thick, heavy gauge galvanised (weatherproof) steel panels. All Clydesdale units have a built in metal floor, reinforced panels, a 5 point locking system pick and drill resistant locks.

The Clydesdale is a professional level - high security storage unit suitable for both domestic and commercial use. The Clydesdale is also available in a number of "plus" packages; the same great unit but with additional extension modules to increase the depth of the unit.

"The steel storage unit is first rate"

Me



UNIT DIMENSIONS

Height: 2032mm (6ft 7")
Width: 1580mm (5ft 2")
Depth: 2240mm (7ft 4")
Weight: 255Kg (40.2 stone)

BASE DIMENSIONS

1730mm x 2640mm
DOOR APERTURE
1690mm x 1420mm
DOOR CLEARANCE
710mm

RATED BY YOU

"I used the installation service and that was efficient and well done too"
Bill

FEATURES

255KG IN WEIGHT (40.2 STONE) -
designed and made in the UK.

FULL WEATHERPROOF CONSTRUCTION -
made from strong, thick, galvanised steel.

SUPPLIED WITH A 10 YEAR SAFESTORE WARRANTY -
garden storage that is built to last.

SHED VENTILATION SYSTEM -
keep your tools dry and safe even when locked.

FITTED WITH A TOUGH 5 POINT LOCKING SYSTEM -
with dead bolts – the ultimate in garden security.

DRILL RESISTANT AND PICK RESISTANT LOCK -
excellent garden security.

LARGE EASY ACCESS DOOR -
walk in size - great for ladders.

INTEGRAL FULL METAL BASE -
with free fixings for securing the unit to the ground.

MAINTENANCE FREE -
weatherproof construction, no repainting or rotting.

INTERNAL FIXINGS -
no externally exposed fixtures, safe AND secure.

EASY SELF ASSEMBLY -
fully illustrated instructions are provided.



FREE DELIVERY
available for UK mainland*



10 YEAR WARRANTY
on all metal storage



0333 800 8880

order direct from our UK sales team



FREE DELIVERY
available for UK mainland*



10 YEAR WARRANTY
on all metal storage



0333 800 8880
order direct from our UK sales team

Garden Storage

Clydesdale Plus Packs



EXTENDED GARDEN STORAGE

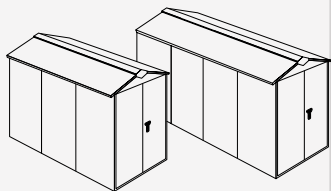
Combining strength with space - The Clydesdale range is tough and suitable for a range of outdoor storage uses. If you need even more space we offer a number of Clydesdale "Plus" packs, the same great Clydesdale unit, just deeper. Built with security in mind the Clydesdale Plus units are built from thick, heavy gauge, galvanised (weatherproof) steel panels. All Clydesdale Plus units have a built in metal floor, reinforced panels, a 5 point locking system and pick resistant locks.

Our Clydesdale plus packs consist of the standard Clydesdale shed plus 1.1m modules.

A Plus is a standard Clydesdale plus 1.1m.

A Jumbo is a standard Clydesdale plus 2.2m.

The Clydesdale is a professional level, high security storage unit that is suitable for both domestic and commercial use. The Clydesdale Plus pack includes a section of extra floor, roof and side panels.



CLYDESDALE

Height: 2032mm (6ft 7")
Width: 1580mm (5ft 2")
Depth: 2240mm (7ft 4")
Weight: 255Kg (40.2 stone)

CLYDESDALE PLUS

Height: 2032mm (6ft 7")
Width: 1580mm (5ft 2")
Depth: 3330mm (10ft 11")
Weight: 334Kg (52.8 stone)

CLYDESDALE JUMBO

Height: 2032mm (6ft 7")
Width: 1580mm (5ft 2")
Depth: 4452mm (14ft 6")
Weight: 413Kg (65 stone)

FEATURES

CLYDESDALE: 255KG IN WEIGHT (40.2 STONE) - designed and made in the UK.

CLYDESDALE PLUS: 334KG IN WEIGHT (52.8 STONE) - manufactured in West Yorkshire, UK.

CLYDESDALE JUMBO: 413KG IN WEIGHT (65 STONE) - heavy duty, spacious shed.

FULL WEATHERPROOF CONSTRUCTION - made from strong, thick, galvanised steel.

SUPPLIED WITH A 10 YEAR SAFESTORE WARRANTY - garden storage that is built to last.

SHED VENTILATION SYSTEM - keep your tools dry and safe even when locked.

FITTED WITH A TOUGH 5 POINT LOCKING SYSTEM - with dead bolts - the ultimate in garden security.

DRILL RESISTANT AND PICK RESISTANT LOCK - excellent garden security.

LARGE EASY ACCESS DOUBLE DOORS - walk in size - great for ladders.

INTEGRAL FULL METAL BASE - with free fixings for securing the unit to the ground.

MAINTENANCE FREE - weatherproof construction ensures no repainting or rotting.

INTERNAL FIXINGS - no externally exposed fixtures, safe AND secure.

EASY SELF ASSEMBLY - fully illustrated instructions are provided.



FREE DELIVERY
available for UK mainland*



10 YEAR WARRANTY
on all metal storage



0333 800 8880
order direct from our UK sales team

Garden Storage

Glendale - 7ft x 7ft***



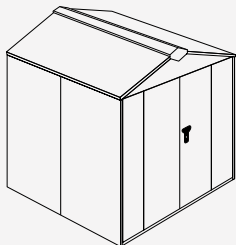
PROFESSIONAL GARDEN STORAGE

The Glendale is our widest (all metal) garden shed, providing outdoor storage for the largest items of garden or play equipment. This professional level garden store is built from thick, heavy gauge, galvanised (weatherproof) steel panels. With a built in metal floor for increased strength and security and fitted with a superb 5 point locking system, the Glendale is an exceptionally secure shed. Security is further enhanced with reinforced hinges, toughened doors and a pick and drill resistant locking system.

The Glendale units extra width make them exceptionally versatile, suitable for both domestic and commercial use. The Glendale is available in a number of plus packages; the same great unit but with additional extension modules to increase the depth of the unit.

“Great product usual SafeStore quality. Looks great along side the bike locker”

Kevin



UNIT DIMENSIONS

Height: 2072mm (6ft 8")
Width: 2260mm (7ft 4")
Depth: 2240mm (7ft 3")
Weight: 327Kg (51.7 stone)

BASE SIZE

2410mm x 2640mm
DOOR APERTURE
1690mm x 1420mm
DOOR CLEARANCE
710mm

RATED BY YOU

“Had the Glendale shed for about 3 years now and extremely pleased with it”

Bob C

FEATURES

AT 327KG IN WEIGHT (THAT'S 51.7 STONE) -
the Glendale is the heaviest of our metal sheds.

FULL WEATHERPROOF CONSTRUCTION -
made from strong, thick, galvanised steel.

SUPPLIED WITH A 10 YEAR SAFESTORE WARRANTY -
garden storage that is built to last.

SHED VENTILATION SYSTEM -
keep your tools dry and safe even when locked.

REINFORCED PANELS, LOCKS AND DOORS -
for strength and security.

**5 POINT LOCKING SYSTEM WITH A PICK
RESISTANT LOCK -**
a very secure system with dead bolts.

LARGE EASY ACCESS REINFORCED DOUBLE DOORS -
walk or ride into the unit.

INTEGRAL FULL METAL BASE -
with free fixings for securing the unit to the ground.

MAINTENANCE FREE -
weatherproof construction ensures no repainting or rotting.

INTERNAL FIXINGS -
no externally exposed fixtures, safe AND secure.

ELECTRIC MOUNTING PLATE AS STANDARD -
add power to your unit. (Note: A qualified electrician is required to install power unit and wiring not supplied by SafeStore)

EASY SELF ASSEMBLY -
fully illustrated instructions are provided.

Glendale Jumbo



FREE DELIVERY
available for UK mainland*



10 YEAR WARRANTY
on all metal storage



0333 800 8880
order direct from our UK sales team

Garden Storage

Glendale Plus Packs



EXTENDED PROFESSIONAL STORAGE

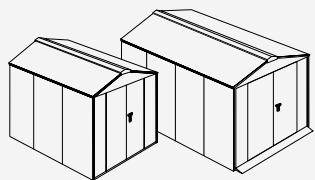
If you need even more depth we offer a number of Glendale Plus packs. The same great industry leading unit as a standard Glendale - just a bit more depth. This professional level garden store is built from thick, heavy gauge, galvanised (weatherproof) steel panels. With a built in metal floor for increased strength and security and fitted with a superb 5 point locking system. The Glendales' security is further enhanced with reinforced hinges, toughened doors and a pick and drill resistant lock.

Our Glendale Plus packs consist of the standard Glendale shed plus 1.1m modules –

A Plus is a standard Glendale plus 1.1m.

A Jumbo is a standard Glendale plus 2.2m.

The Glendale Plus units extra depth and width make them an exceptionally versatile unit suitable for both domestic and commercial use. A Glendale Plus pack includes a section of extra floor, roof and side panels.



GLENDALE

Height: 2072mm (6ft 8")
Width: 2260mm (7ft 4")
Depth: 2240mm (7ft 3")
Weight: 327Kg (51.7 stone)

GLENDALE PLUS

Height: 2072mm (6ft 8")
Width: 2260mm (7ft 4")
Depth: 3330mm (10ft 11")
Weight: 433Kg (68.3 stone)

GLENDALE JUMBO

Height: 2072mm (6ft 8")
Width: 2260mm (7ft 4")
Depth: 4422mm (14ft 6")
Weight: 539Kg (85 stone)

FEATURES

GLENDALE: 327KG IN WEIGHT (51.7 STONE) -
designed and made in the UK.

GLENDALE PLUS: 433KG IN WEIGHT (68.3 STONE) -
manufactured in west yorkshire, UK.

GLENDALE JUMBO: 539KG IN WEIGHT (85 STONE) -
heavy duty, spacious shed.

FULL WEATHERPROOF CONSTRUCTION -
made from strong, thick, galvanised steel.

SUPPLIED WITH A 10 YEAR SAFESTORE WARRANTY -
garden storage that is built to last.

SHED VENTILATION SYSTEM -
keep your tools dry and safe even when locked.

REINFORCED PANELS, LOCKS AND DOORS -
for strength and security.

5 POINT PICK RESISTANT LOCK -
a very secure system with dead bolts.

LARGE EASY ACCESS REINFORCED DOUBLE DOORS -
walk or ride into the unit.

INTEGRAL FULL METAL BASE -
with free fixings for securing the unit to the ground.

MAINTENANCE FREE -
weatherproof construction no repainting or rotting.

INTERNAL FIXINGS -
no externally exposed fixtures, safe AND secure.

ELECTRIC MOUNTING PLATE AS STANDARD -
add power to your unit. (Note: A qualified electrician is required to install power unit and wiring not supplied by SafeStore)

Motorcycle Storage

Birkdale



STORE AND SECURE YOUR MOTORCYCLE

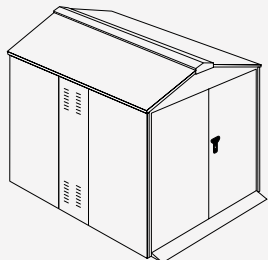
The SafeStore Birkdale Motorcycle Garage is an excellent secure storage unit for your motorbike. Built from thick, heavy gauge, galvanised (weatherproof) steel panels, featuring a built in heavy duty metal floor giving unequalled strength and security. A unique vent system is built into the roof and sides, allowing exhaust fumes to escape and keeping condensation to a minimum.

The large double door access make the SafeStore Birkdale unit perfect for keeping your motorbike and equipment safe and dry in or out of the riding season. This bike garage offers excellent motorcycle security with reinforced panels, a 5 point (Locksmith approved) locking system, a pick and drill resistant lock, and a full metal base, which can be bolted to the ground.

This unit comes with a heavy duty access ramp, an electrical mounting plate for adding power to the unit, a helmet and leathers hook rail and a maintenance shelf, giving you the total storage solution. Storing your motorcycle in one of these units counts as garaged for insurance purposes, resulting in a discount with many insurers.

"If security is an issue, this is the one... I am converted"

Ride Magazine



UNIT DIMENSIONS

Height: 2032mm (6ft 7")
Width: 1580mm (5ft 2")
Depth: 2740mm (9ft)
Weight: 294Kg (46.4 Stone)

BASE DIMENSIONS

1730mm x 3215mm
DOOR APERTURE
1690mm x 1420mm
DOOR CLEARANCE
710mm

RATED BY YOU

"Good value and secure."
Annette

FEATURES

294KG IN WEIGHT (THAT'S 46 STONE) -
this is a heavy duty motorbike security unit.

10 YEAR WARRANTY -
designed and manufactured here in the UK.

CONSTRUCTED FROM GALVANISED STEEL -
motorcycle security and weather resistance.

UK LOCKSMITHS ASSOCIATION APPROVED -
for its secure design and locking mechanism.

FIVE POINT DEAD BOLT LOCKING SYSTEM -
pick and drill resistant locking.

VENTILATION SYSTEM -
allows exhaust gas and moisture to escape.

MOUNTING PLATE FOR ELECTRICS -
charge your bike over night.

LARGE EASY ACCESS, DOUBLE DOORS -
you can walk in or ride in your bike into the unit.

REINFORCED HINGES, PANELS, AND HEAVY DOORS -
tough and strong to help to prevent forced entry.

NO PLANNING PERMISSION REQUIRED -
for most of the UK**.

FULL METAL BASE -
with free fixings for securing to your concrete base.

MAINTENANCE FREE -
no repainting or rotting.

ALL FIXINGS ARE INTERNAL -
Inside out build, with no external screws safe and secure!



FREE DELIVERY
available for UK mainland*



10 YEAR WARRANTY
on all metal storage



0333 800 8880
order direct from our UK sales team

Motorcycle Storage

Birkdale Plus



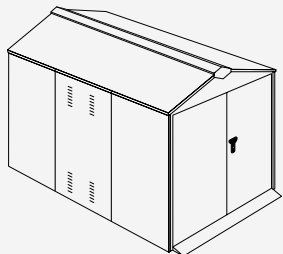
UK LOCKSMITHS APPROVED MOTORBIKE GARAGE

The SafeStore Birkdale Plus is a secure, extra long motorbike storage unit designed to store your motorbike in the safest possible way. This unit is built from heavy gauge, weatherproof steel panels and features a number of innovative security features.

The "plus" unit is built in the same tough way as our standard Birkdale - it's just bigger! A tough 5 point locking system with a pick and drill resistant lock shows this unit has been designed to deter theft. Heavy duty doors, an integral metal floor and a reinforced roof construction have helped our range of motorbike garages achieve UK Locksmiths "approved" status.

"No issues with any condensation and is bone dry inside, looks great and I would have no hesitation in recommending the plus version if you have a large touring size bike, still leaves you plenty of room inside if you want to work on your bike under cover. Well worth the investment"

KL



UNIT DIMENSIONS

Height: 2032mm (6ft 7")
Width: 1524mm (5ft)
Depth: 3330mm (10ft 11")
Weight: 334Kg (52.5 Stone)

BASE DIMENSIONS

1730mm x 3790mm
DOOR APERTURE
1690mm x 1420mm
DOOR CLEARANCE
710mm

RATED BY YOU

"The Birkdale Plus is definitely worth some praise!"

Keith

FEATURES

AT 334KG IN WEIGHT (THAT'S 52.6 STONE) -
this is a substantial and secure bike storage unit.

10 YEAR WARRANTY -
designed and manufactured here in the UK.

CONSTRUCTED FROM GALVANISED STEEL -
motorcycle security and weather resistance.

ACCREDITED BY THE UK LOCKSMITHS ASSOCIATION -
for its secure design and locking mechanism.

FIVE POINT DEAD BOLT LOCKING SYSTEM -
provides unequalled motorcycle security - pick and drill resistant.

VENTILATION SYSTEM -
allows exhaust gas and moisture to escape.

MOUNTING PLATE FOR ELECTRICS -
charge your bike over night.

LARGE EASY ACCESS, DOUBLE DOORS -
you can walk in or ride in your bike into the unit.

REINFORCED HINGES, PANELS, AND HEAVY DOORS -
tough and strong to help to prevent forced entry.

NO PLANNING PERMISSION REQUIRED -
for most of the UK**.

FULL METAL BASE -
with free fixings for securing to your concrete base.

MAINTENANCE FREE -
no repainting or rotting.

ALL FIXINGS ARE INTERNAL -
Inside out build, with no external screws safe and secure!



Birkdale Plus



FREE DELIVERY
available for UK mainland*



10 YEAR WARRANTY
on all metal storage



0333 800 8880
order direct from our UK sales team



Deepdale



FREE DELIVERY
available for UK mainland*



10 YEAR WARRANTY
on all metal storage



0333 800 8880
order direct from our UK sales team

Motorcycle Storage

Deepdale



WIDE ACCESS DOORS FOR EASY ACCESS

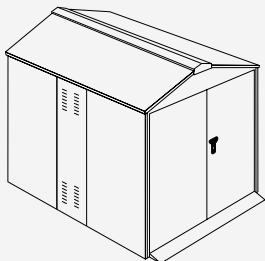
Our Deepdale is an excellent secure storage unit for your scooter. Built from our thick, heavy gauge, galvanised (weatherproof) steel panels, featuring a built-in heavy duty metal floor this unit has been designed for strength and security. A dual vent system which allows exhaust fumes to escape and keeps moisture to a minimum keeping your scooter safe and dry.

The large double door access make the SafeStore Deepdale perfect for keeping your motorcycles and equipment safe and dry and offers excellent security with reinforced panels, a full metal floor, a 5 point locking system and a pick resistant lock.

This unit comes with a heavy duty access ramp, an electrical mounting plate for adding power to the unit, a helmet and leathers hook rail and a maintenance shelf, giving you the total storage solution. Storing your scooter in one of these units counts as garaged for insurance purposes, resulting in a discount with many insurers.

"If security is an issue, this is the one... I am converted"

Ride Magazine



UNIT DIMENSIONS

Height: 2074mm (6ft 8")
Width: 2258mm (7ft 4")
Depth: 2726mm (8ft 11")
Weight: 441Kg (69.5 Stone)

BASE DIMENSIONS

2410mm x 3100mm
DOOR APERTURE
1690mm x 1420mm
DOOR CLEARANCE
760mm

RATED BY YOU

"Good value and secure."
Annette

FEATURES

441KG IN WEIGHT (THAT'S 69 STONE) -
this is a heavy duty motorbike security unit.

10 YEAR WARRANTY -
designed and manufactured here in the UK.

CONSTRUCTED FROM GALVANISED STEEL -
motorcycle security and weather resistance.

UK LOCKSMITHS ASSOCIATION APPROVED -
for its secure design and locking mechanism.

FIVE POINT DEAD BOLT LOCKING SYSTEM -
pick and drill resistant locking.

VENTILATION SYSTEM -
allows exhaust gas and moisture to escape.

MOUNTING PLATE FOR ELECTRICS -
charge your bike over night.

LARGE EASY ACCESS, DOUBLE DOORS -
you can walk in or ride in your bike into the unit.

REINFORCED HINGES, PANELS, AND HEAVY DOORS -
tough and strong to help to prevent forced entry.

NO PLANNING PERMISSION REQUIRED -
for most of the UK**.

FULL METAL BASE -
with free fixings for securing to your concrete base.

MAINTENANCE FREE -
no repainting or rotting.

ALL FIXINGS ARE INTERNAL -
Inside out build, with no external screws safe and secure!

Allandale



FREE DELIVERY
available for UK mainland*



10 YEAR WARRANTY
on all metal storage



0333 800 8880
order direct from our UK sales team

Holiday Home

Allandale



STORE YOUR HOLIDAY HOME "STUFF"

Constructed from weatherproof steel and featuring a tough 3 point locking system with a pick and drill resistant lock. Ideally sized to fit just under the window of your static caravan, the Allandale is used across holiday parks across the UK.

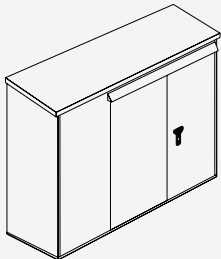
The large double door access can be handed by the user to suit a specific location. The Allandale caravan unit also features a rain guard above the door providing a little extra protection in extreme weather conditions. A vented roof reduces condensation inside, making this ideal for long "out of season" winter storage.

"Can thoroughly recommend them!"

Park Holidays

"So satisfied that we have recently ordered a 2nd batch"

Valley Farm



UNIT DIMENSIONS

Height: 1444mm (4ft 7")
Width: 1832mm (6ft)
Depth: 924mm (3ft)
Weight: 103Kg (16.2 stone)

BASE DIMENSIONS

1990mm x 1100mm
DOOR APERTURE
1180mm x 1140mm
DOOR CLEARANCE
650mm

RATED BY YOU

"Impressed with the simplicity of build, solid and water tight structure"

BW

FEATURES

103KG IN WEIGHT (THAT'S 16.2 STONE) -
compare us to the "light weight" competition!

10 YEAR WARRANTY -
free 10 Year Warranty - a quality product, built to last.

MADE FROM GALVANISED STEEL -
UK designed and made quality.

THREE POINT LOCKING SYSTEM -
pick and drill resistant euro lock.

LARGE DOUBLE DOOR ACCESS -
easy to wheel your equipment in and out.

TRIED AND TESTED -
used on the largest Holiday parks in the UK.

VENTILATION SYSTEM -
minimises the build up of condensation.

DOOR HANDING CAN BE CHANGED BY THE USER -
total flexibility!

INTEGRAL WEATHER GUARD -
keeping even the strongest wind and rain out.

FULL METAL BASE -
with free fixings for securing to your concrete base.

MAINTENANCE FREE -
no repainting or rotting.

ALL FIXINGS ARE INTERNAL -
inside out build, with no external screws safe and secure!

EASY SELF ASSEMBLY -
fully illustrated instructions are provided.

Holiday Home

Avondale



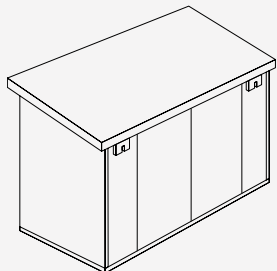
STORE YOUR HOLIDAY HOME TOOLS AND TOYS

The Avondale holiday home store is an all metal storage unit designed to give you the easiest possible access to your tools and equipment at your holiday home. Two large (reinforced) doors and a reinforced gas lift lid give the Avondale holiday home store excellent flexibility for storing even large items. With a tough 3 point locking system, combining security rated padlocks with internal steel dead bolts for protection in and out of the holiday season.

The Avondale holiday home store is built with out of season security in mind. Made from tough galvanised (weatherproof) panels with extra corner braces, reinforced roof, an integral full metal floor and a hidden vent system (to reduce condensation), keep your tools safe throughout the winter.

"I bought it to use at my caravan for the bikes but I was amazed at all of the extra storage"

Paul



UNIT DIMENSIONS

Height: 1140mm (3ft 8")
Width: 2060mm (6ft 8")
Depth: 1040mm (3ft 4")
Weight: 114Kg (18 stone)
Height (when lid open):
1960mm (6ft 5")

BASE DIMENSIONS

2200mm x 1150mm
DOOR APERTURE
1350mm
DOOR CLEARANCE
710mm

RATED BY YOU

"Well designed and strong construction"
Clive P

This unit requires 100mm at the rear for the lid to open.

FEATURES

114KG IN WEIGHT (18 STONE) -

compare the weights of SafeStore units to the rest!

10 YEAR WARRANTY -

quality UK design and build.

WEATHERPROOF CONSTRUCTION -

heavy duty, galvanised construction.

TOUGH, SHROUDED, TWIN LOCK SYSTEM -

with internal dead bolt.

DOUBLE DOOR ACCESS AND A LIFT UP LID -

easy access to all of your equipment.

BIKE STORAGE VENTILATION SYSTEM -

improves air flow inside the unit, reduces condensation.

INTEGRAL FULL METAL BASE -

with free fixings for securing the unit to the ground.

MAINTENANCE FREE -

weatherproof construction, no repainting or rotting.

INTERNAL FIXINGS -

no externally exposed fixtures, safe AND secure.

EASY SELF ASSEMBLY -

fully illustrated instructions are provided.

Avondale



FREE DELIVERY
available for UK mainland*



10 YEAR WARRANTY
on all metal storage



0333 800 8880
order direct from our UK sales team



FREE DELIVERY
available for UK mainland*



10 YEAR WARRANTY
on all metal storage



0333 800 8880
order direct from our UK sales team

Holiday Home

CALOR Approved Gas Bottle Storage



STORE YOUR PROPANE GAS BOTTLES (VARIOUS SIZES)

Keep your LPG gas bottles safe and secure with our tough gas bottle storage units. Built from galvanised (weatherproof steel), the SafeStore gas bottle storage range is available in 3 different designs to suit the three most popular gas bottle sizes (2 x 19kg, 2 x 47 kg and 4 x 47kg). All our gas units have utility style locks and lift up lids, providing quick and easy access to your bottles in an emergency. Each unit features a set of vented panels for gas and vapours to escape.

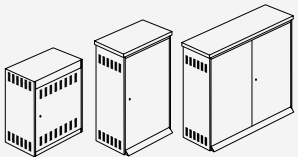
SafeStore is the unit of choice for many holiday parks across the UK. All of our gas units have been designed in conjunction with Calor Gas and are the only units on the market to be selected as Calor Choice products.

“Installed next day by the gas fire installers. Fantastic service”

Online

“SafeStore Gas Storage units are the secure, Gas Store solution for your LPG cylinder supply”

Radar



2x 19KG GAS BOTTLES

Height: 1016mm (3ft 3")
Width: 813mm (2ft 7")
Depth: 483mm (1ft 6")
Weight: 30Kg (4.8 stone)
Base Size: 880mm x 500mm

2x 47KG BOTTLES

Height: 1549mm (5ft 1")
Width: 914mm (3ft)
Depth: 500mm (1ft 6")
Weight: 47Kg (7.5 stone)
Base Size: 990mm x 700mm

4x 47KG BOTTLES

Height: 1549mm (5ft 1")
Width: 1700mm (5ft 6")
Depth: 500mm (1ft 6")
Weight: 68Kg (10.9 stone)
Base Size: 1730mm x 700mm

FEATURES

DESIGNED IN CONJUNCTION WITH CALOR GAS -
Calor Gas approved storage.

GALVANIZED (WEATHERPROOF) CONSTRUCTION -
quality UK product.

SUPPLIED WITH A 10 YEAR SAFESTORE WARRANTY -
storage built to last.

AN OPEN BACK AND VENTED SIDES -
allow air circulation and gas diversion.

PRE-DRILLED TOP RAIL -
for a regulator to be fitted (regulator not included).

A LIFT UP LID -
inspect the regulator without unlocking the unit.

LARGE DOUBLE DOOR ACCESS -
very easy to load and unload gas cylinders.

FITTED WITH A UTILITIES COMPANY STYLE LOCK -
your gas supplier may gain entry in an emergency.

A SECURITY RAIL IN THE REAR -
chain your bottles for security.

INCLUDES REMOVABLE BASE AND INTEGRAL RAMP -
easy access to change cylinders.

A CHOICE OF HARDWEARING COLOURS -
looks great anywhere.

ALMOST MAINTENANCE FREE -
no repainting or rotting with a 10 year warranty.

DESIGNED AND MANUFACTURED IN THE UK -
with over 40 years of industry experience.



FREE DELIVERY
available for UK mainland*



10 YEAR WARRANTY
on all metal storage



0333 800 8880
order direct from our UK sales team

Parcel Delivery

Small, Medium and Large Parcel Boxes



NEVER MISS A PARCEL

Featuring quality locks and a tough weatherproof construction, these units can be bolted to the ground or the wall to suit.

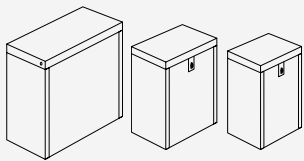
The Parcel Home Delivery Box range is the solution for all online shoppers. Our parcel boxes are available in 3 sizes - large, medium and the wall mounted (option) small. All these boxes have the same strong, weatherproof construction as our full size sheds.

The parcel box is bolted to the ground using the supplied fixings or wall mounted depending on the model. The box is left closed but unlocked. Your delivery/home shopping person simply drops the package into the box and pushes the side locks to secure the lid or drops the hasp.

All of our parcel box units come with a set of stickers for the top of the box and location stickers for the door.

“Extremely high quality and was very easy to put up”

Anne



SMALL PARCEL BOX

Height: 527mm (1ft 7")
Width: 461mm (1ft 5")
Depth: 326mm (1ft 1")
Weight: 13Kg (2 stone)
Door Aperture:
400mm x 245mm

MEDIUM PARCEL BOX

Height: 620mm (2ft 1")
Width: 561mm (1ft 8")
Depth: 426mm (1ft 4")
Weight: 18Kg (2.8 stone)
Door Aperture:
500mm x 350mm

LARGE PARCEL BOX

Height: 650mm (2ft 1")
Width: 660mm (2ft 2")
Depth: 560mm (1ft 10")
Weight: 28Kg (4.4 stone)
Door Aperture:
480mm x 440mm

FEATURES

SMALL PARCEL BOX 13KG IN WEIGHT (2 STONE) - strong, secure and weatherproof.

MEDIUM PARCEL BOX 18KG IN WEIGHT (2.8 STONE) - substantial units to protect your delivery.

MEDIUM PARCEL BOX 28KG IN WEIGHT (4.4 STONE) - both secure and weatherproof.

COMPREHENSIVE 10 YEAR WARRANTY - UK designed and made, units are built to last.

WEATHERPROOF CONSTRUCTION - heavy gauge galvanised steel construction.

FITTED WITH A TOUGH LOCKING SYSTEMS - to prevent parcel theft.

FIX PARCEL BOXES TO THE WALL OR THE GROUND - total versatility.

THE PARCEL BOXES ARE SUPPLIED ASSEMBLED - ready for instant use.

A CHOICE OF COLOURS AVAILABLE - looks good by any house.

MAINTENANCE FREE - no fading, plastic or rotting (unlike wooden boxes)

Fishing Tackle

Talladale



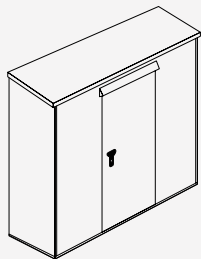
SECURE FISHING TACKLE STORAGE UNIT

The SafeStore Talladale fishing tackle and fishing rod store is an extra tall storage shed ideal for storing your fishing poles, fishing rods, fishing bags and... well all of your fishing equipment. This all metal shed is built from thick, heavy gauge, weatherproof (galvanised) steel panels and features a built in metal floor and large (tall) single door access. This tackle storage unit is a great alternative to keeping smelly tackle inside the garage or house... and ideal for keeping all your expensive fishing tackle safe and dry year round.

Our Talladale is fitted with an extra tough, 3 point (pick and drill resistant) locking system (with locking bar) for security and protection against the threat of theft. Other features of this fishing tackle storage unit include an integral rain guard above the door which is designed to keep the elements outside and your expensive fishing equipment safe and dry inside. Inside you will find a roof vent system, designed to allow air flow inside unit, helping to keep condensation to a minimum, also helping to disperse bad odours.

"Its just a perfect safe and secure shed."

Bee



UNIT DIMENSIONS

Height: 2110mm (6ft 9")
Width: 2200mm (7ft 2")
Depth: 950mm (3ft 1")
Weight: 142Kg (22.5 stone)

BASE DIMENSIONS

2350mm x 1100mm
DOOR APERTURE
1760mm x 760mm
DOOR CLEARANCE
810mm

RATED BY YOU

"Good unit - tough and keeps the weather out."
Annette

FEATURES

142KG (22.5 STONE) IN WEIGHT -
heavy and secure, all metal storage.

FULL WEATHERPROOF CONSTRUCTION -
made from strong, thick, galvanised steel.

SUPPLIED WITH A 10 YEAR SAFESTORE WARRANTY -
tackle storage built to last.

TOUGH THREE POINT SHED LOCKING SYSTEM -
high security storage for expensive items.

PICK AND DRILL RESISTANT LOCK -
tough and secure - beat the thieves.

LARGE EASY ACCESS DOOR -
walk in size - ideal for large pole bags and trolleys.

INTEGRAL SHED VENTILATION -
helping to keep your equipment safe AND dry.

INTEGRAL RAIN GUARD -
keeps your equipment dry and safe.

EXTRA HEIGHT -
perfect for storing rod bags.

INTEGRAL FULL METAL BASE -
with free fixings for securing the unit to the ground.

MAINTENANCE FREE -
weatherproof construction, no repainting or rotting.

INTERNAL FIXINGS -
no externally exposed fixtures, safe AND secure.

LARGE ENOUGH TO STORE MULTIPLE TACKLE SETS -
ideal for fishing club use.



FREE DELIVERY
available for UK mainland*



10 YEAR WARRANTY
on all metal storage



08456 580 730
order direct from our UK sales team

Carradale Insurance Approved Fishing Store



FREE DELIVERY
available for UK mainland*



10 YEAR WARRANTY
on all metal storage



0333 800 8880
order direct from our UK sales team

Fishing Tackle

Carradale



HIGH SECURITY FISHING TACKLE STORAGE


The Carradale from SafeStore is an LPCB approved outdoor unit ideal for storing all your tackle and fishing equipment. Whether you are an amateur angler or a seasoned fisherman, make sure you keep your collection of fishing rods, landing nets, seat boxes, holdall bags, clothing and bait boxes safe and secure with this storage unit.

This insurance approved fishing tackle storage shed is built from heavy-duty galvanised (weatherproof) steel panels and has an integral metal floor, this Fishing Tackle Storage Unit is easily accessible via the large double door access.

Measuring at over 6 foot tall and nearly 4 foot wide, this insurance storage unit is secure and spacious enough for all of your expensive fishing gear.

"I'm even thinking of purchasing another unit for my garden tools at some point as I'm so impressed"

Terry



UNIT DIMENSIONS

Height: 1904mm (6ft 2")
Width: 1120mm (3ft 7")
Depth: 840mm (2ft 9")
Weight: 111Kg (17.6 stone)

BASE DIMENSIONS

1280mm x 960mm
DOOR APERTURE
1700mm x 960mm
DOOR CLEARANCE
520mm

RATED BY YOU

"An excellent idea - now I can leave all my equipment outside of the house"

A

FEATURES

AT 111KG IN WEIGHT (THAT'S 17.5 STONE) -
this unit is suitable for home or club use.

10 YEAR WARRANTY -
quality UK design and build.

WEATHERPROOF CONSTRUCTION -
heavy duty, galvanised construction.

AWARDED LEVEL 1 LPCB CERTIFICATION -
(which may help to reduce insurance premiums).

FIVE POINT LOCKING DEAD BOLT SYSTEM -
protecting your tackle.

EXTRA SECURE, SHROUDED LOCKING SYSTEM -
steel plates and pick resistant lock.

FITTED WITH BRACING BARS -
to help to prevent forced entry.

EXTRA REINFORCED PANELS -
tough and hard wearing.

WELDED HINGES, HEAVY DUTY DOORS -
tough and secure, helping prevent forced entry.

LARGE DOUBLE DOOR OPENING -
loading is easy and safe.

A VENTILATION SYSTEM AROUND THE UNIT
keeps condensation to a minimum.

INTEGRAL FULL METAL BASE -
with free fixings for securing the unit to the ground.

MAINTENANCE FREE -
weatherproof construction ensures no repainting.

INTERNAL FIXINGS -
no externally exposed fixtures, safe AND secure.

School Storage

All of our sheds are suitable for schools.



SCHOOL STORAGE

Our school playground storage packs give you hassle free purchase, delivery and installation of secure metal storage for your school from a premier UK manufacturer. Each of our school playground storage packs has been designed to give you everything you need to protect your school or college equipment in a safe and secure manner.

We have a number of school packages available to suit all sizes of school playgrounds/sports fields. Each of our packs contains everything needed for immediate use – the unit, accessories, delivery and installation.

“It is so much better than having a wooden shed which takes effort to treat and maintain... I am also trying to persuade my husband to order one for our own personal use!”

Pre school

OUR SCHOOL PRODUCTS:

All of the buildings within this brochure make ideal school storage solutions and we can even deliver and erect the building making the entire process as hassle-free as it can possibly be!

RATED BY YOU

“Very pleased with the product: delivered on time, easy to erect, very robust and secure.”

Anonymous

FEATURES

10 YEAR SAFESTORE WARRANTY -
made and designed here in the UK.

DELIVERY -
any where in the UK at a time to suit you.

INSTALLATION -
our installation team install all our own products

SHED VENTILATION SYSTEM -
reduces condensation inside all SafeStore sheds.

TOUGH, 3 OR 5 POINT EURO CYLINDER LOCKING -
drill and pick resistant locks across all the SafeStore ranges

EASY ACCESS, REINFORCED DOORS -
easy access for staff and pupils.

LOADING RAMPS -
easier access for the heaviest of items.

ACCESSORIES INCLUDED -
shelves and hooks supplied.

WEATHERPROOF CONSTRUCTION -
heavy duty, galvanised construction.

INTEGRAL FULL METAL BASE -
with free fixings for securing the unit to the ground.



FREE DELIVERY
available for UK mainland*



10 YEAR WARRANTY
on all metal storage



0333 800 8880
order direct from our UK sales team



FREE DELIVERY
available for UK mainland*



10 YEAR WARRANTY
on all metal storage



0333 800 8880
order direct from our UK sales team

Tool Sheds

Cromdale & Carradale Tool Sheds




ALL METAL WORKSHOP SHED AND TOOL SHED

If you are a DIY enthusiast, you will know how much your tools and equipment can cost. Tools and hobbyist equipment is easy to steal and sell on. These high value items are often not covered by your standard home insurance, security is important. The Cromdale and Carradale storage units are high security metal sheds providing very secure indoor or outdoor storage of garden or play equipment. Both sheds feature; heavy, galvanised (weatherproof) steel panel construction with a built in metal floor and large (reinforced) double doors. Finally a roof with a hidden ventilation system reduces condensation inside, keeping the contents safe and dry.

Fitted with a tough 5 point locking system and Loss Prevention Certification Board approved (to level 1), these are exceptionally secure and versatile high security metal sheds, particularly suitable for high risk areas with restricted space.

“Will definitely use your company again”

Noon

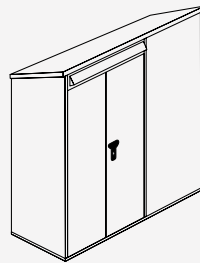


CLASSIC TOOL SHED

Height: 1904mm (6ft 2")
Width: 1120mm (3ft 7")
Depth: 840mm (2ft 9")
Weight: 111Kg (17.6 stone)

BASE DIMENSIONS

1280mm x 960mm



COMPACT TOOL SHED

Height: 1904mm (6ft 2")
Width: 1872mm (6ft 1")
Depth: 840mm (2ft 9")
Weight: 160Kg (25.2 stone)

BASE DIMENSIONS

2020mm x 960mm

FEATURES

160KG IN WEIGHT (25.2 STONE) - CROMDALE
111KG IN WEIGHT (17.5 STONE) - CARRADALE
heavy duty tool sheds domestic or industrial use.

FULL WEATHERPROOF CONSTRUCTION -
made from strong, thick, galvanised steel.

10 YEAR SAFESTORE WARRANTY -
tool and workshop storage that is built to last.

TOUGH FIVE POINT LOCKING SYSTEM -
with dead bolts, high security storage for expensive items.

PICK AND DRILL RESISTANT LOCK -
tough and secure - beat the thieves.

LOSS PREVENTION CERTIFICATION APPROVED -
great for storing high value tools.

PERFECT FOR GARAGES AND WORKSHOPS -
where extra security is needed.

BRACING BARS AND SHROUDED LOCKING SYSTEM -
maximum security, helping to prevent forced entry.

REINFORCED PANELS AND DOUBLE DOORS -
easy access yet tough and secure.

INTEGRAL FULL METAL BASE -
with free fixings for securing the unit to the ground.

MAINTENANCE FREE -
weatherproof construction ensures no repainting or rotting.

INTERNAL FIXINGS -
no externally exposed fixtures, safe AND secure.

ACCESSORIES

Accessories available for most SafeStore Sheds



SHELVES

Our easy fit shelf kits, work by screwing into pre-drilled holes (additional screws and instructions are provided in the shelf kit). The shelf packs are a great way of storing dangerous tools or heavy equipment off the floor and free up valuable floor space. They are also great for organising your possessions into easy to find places.

The shelves are made from the same strong galvanized steel as the metal sheds, and are manufactured in the same great choice of colours to match your SafeStore metal shed. The shelves are also supplied with a free 10 year warranty as standard.

Pack Size: Available as individually, packs or part of bundles.

Colours: Green, ivory and brown.

Size: Various depending on shelf.

HOOKS

The universal hooks are produced from the same thick galvanised as the SafeStore metal sheds, which gives you durable and long lasting storage. They are ideal for hanging heavy objects out of the reach of children or for keeping delicate equipment off the floor. The corners of the hook are also rounded, ensuring that there are no sharp edges. The screw hole is pre-drilled for you, making the installation of the hooks effortless.

The hooks are supplied in a choice of colours (Green, Brown and Ivory) and are sold in packs of 5. A 10 year warranty is also supplied as standard.

Pack Size: Packs of 5 or part of bundles.

Colours: Green, ivory and brown.

Size: 135mm (h) x 40mm (d) x 40mm (w)

Internal depth is 35mm. Front lip is 29mm high.

EYELETS

The eyelets are small and mighty and can be used with a plethora of bike chains and bungee cords. They are produced from the same thick and weatherproof steel as the SafeStore metal shed collection. This numerous pre-drilled locations, the eyelets can be installed at any height level making them even easier and tidier to use.

All the necessary screws for the hooks are supplied as standard and all the holes are pre-drilled to make sure that installation is a breeze. The eyelets are manufactured in a choice of colours (Green, Brown and Ivory) and are sold in packs of 10 with a 10 year warranty.

Pack Size: Packs of 10 or part of bundles.

Colours: Green, ivory and brown.

Size: 60mm (h) x 34mm (w)



RAMP

The Universal SafeStore shed ramp is a tough, metal ramp that will fit all SafeStore sheds. The ramp helps you to load heavy items into your SafeStore shed with ease, making manoeuvring heavy and bulky items in and out of your shed effortless.

The ramps are easy to install, simply slide the ramp under the shed and the weight of the unit will hold it in place, allowing the door to close over the top. It is also made from the same tough weatherproof steel as the units, for long lasting durability. You can choose a colour from our range to match your shed, and are sold individually with a 10 year warranty.

Pack Size: Available individually or part of bundles.

Colours: Green, ivory and brown.

Size: 200mm (d) x 1350mm (w)

WOODEN SUBFLOOR

All SafeStore steel sheds are built with a tough internal galvanised metal base, but no matter how careful you are, general day to day use may scratch the finish of your SafeStore shed floor.

To help keep your shed protected and in superb condition, we have created our wooden subfloor. These protective wooden floors also help to reduce noise inside the storage unit. The floor simply drops into place over the integral metal floor, so fitting is easy with no tools required! Each subfloor pack is pre-cut to the exact size to fit your unit.

Pack Size: Available individually or part of bundles.

Colours: Natural

Size: Various to fit unit.

TOOL RAIL

Tool rails are available for a selection of SafeStore metal garden sheds. Our tool rails have been designed to give you even more storage space and allow you to organise your gardening tools in a neat and tidy manner. Our tool rails are made from the same strong, galvanised steel as our units, giving you unbeatable strength. They are also available in a choice of colours to match your SafeStore shed.

As with all of our metal shed accessories, our tool rails are very easy and simple to fit with pre-drilled holes and all the screws provided.

Pack Size: Available individually or part of bundles.

Colours: Green, ivory and brown.

Size: Various sizes available depending on unit.

SafeStore Feedback

Reviews and comments from magazines

Singletrack
mountain bike magazine

CYCLING PLUS

DESCENT
WORLD

MOTOR
CYCLE
M O N T H L Y

Cycling
WEEKLY

Ealing Cycling News

REVIEWING THE BIRKDALE PLUS

"The level of detail included in the build is impressive and it comes with everything you need, though it must be sited on either concrete foundation or solid patio, The lock on the door is a triple point contact system using Yale-style cylinder keys. You can also buy a wireless infa-red alarm from SafeStore, and if anyone were to try and break in, the fact is essentially a huge steel drum means they at least won't be able to do it in silence. Overall if you are a typical domestic male you will be in shed heaven with the SafeStore. The level of security it offers is second only to a well- padlocked shipping container."

REVIEWING THE ALLANDALE

Cycling Plus magazine rated our store 9/10 and wrote, "The best bike storage we've seen by a long way. Storage is always a problem for cyclists. Our bikes are often the second most valuable items we own after the car – sometimes they're worth a lot more – so we tend to bring them into the house. But bikes just aren't designed for leaning up in hallways or stuffing under beds. So if you're fed up tripping over your bike around the house and want to keep it and all the other mucky cleaning, tweaking and riding paraphernalia outside the house where it won't get nicked – one of SafeStore's bike stores could be what you're after."

REVIEWING THE AVONDALE

"Usability of the unit is top notch. Access is gained through large double front doors aswell as the whole roof of the unit lifting up making getting bikes in and out a breeze. The inside itself is particularly spacious, initial concerns that 4 bikes was a little optimistic proved unfounded with 4 bikes fitting with ease along with my strimmer and tool boxes!..."
"For those of you used to having your bikes inside your house will of course be concerned about protection from the elements. No concerns here, all access points are well sheilded from the elements and the galvanised steel construction should give great protection over time."

REVIEWING THE CLYDESDALE

It's big, expensive and tough - but it can also get bigger with a series of extension packs. Ideal if you're a collector or someone with a large tourer. It's the only bike shed that is UK locksmith approved and - better still - the size and weight means that if you have your bike stored in this overnight, your insurers class it as 'garaged'.

REVIEWING THE ARMADALE

'We were really impressed with the SafeStore Armadale we featured in the February 24 issue with its room for up to three bikes. But knowing you lot as well as we do, we also know that most will own more than three bikes (don't worry your secret's safe with us!). Which got us to thinking about what we would do if we wanted to store more. Enter the SafeStore storage garage... With a floor area measuring five foot by nine, it'll hold quite a few more than three bikes. In fact it's almost high enough to stand in and can be fitted with a hook rail and shelf so there are several options when it comes to storing bike stuff in it.'

REVIEWING THE ALLANDALE

'First impressions are good, the unit really does fit 3 bikes as the photographs show the shelving unit makes a big difference to store the usual stuff. The unit feels rock solid and very secure and the lock should be enough to deter most people. The model up allows you to add your own paddlock. The whole thing can be secured further by using ground bolts and there are optional ground anchors too...'. "I prefer this over the Trimetal model, the shelving and hooks are a nice touch and not being top opening means you can store things on top of it.'

David Eales

road.cc
pedal powered

MOTORCYCLE
SPORT & LEISURE

The
Telegraph



RiDE

REVIEWING THE ARMADALE

'It is as solid as it looks. It's made from 1.2mm thick galvanised steel panels and weighs an impressive 103kg. It's not going anywhere easily, and for further security the metal base can be bolted to the floor. There's a three-point locking system, and the main lock is a Euro cylinder claimed to be pick and drill resistant. It arrived flat packed on the back of a lorry. There's quite a few pieces, and the biggest bag of bolts I've ever seen in my life. Fortunately my fear at constructing it proved unfounded, the instructions are easy to follow and it goes up easily in a short space of time.'

REVIEWING THE BIRKDALE PLUS

'SafeStore is a company based in Bradford, that makes high quality, steel sheds and garages in all kinds of sizes. I've got a couple of mates who have on it its units and so I've seen the quality first hand. The Motorcycle-Plus unit looked perfect for me - big enough (5ft wide x 10ft 9in deep x 6ft 7in tall) for two bikes, counts as a garage for insurance purposes (and is a darn sight more secure than most up-and-over garage doors), but needs no planning permission. It's a lot cheaper than building a garage too.'

REVIEWING THE ARMADALE

'This is a beast of a shed. Comes in green or ivory it can store three bikes (including, and I've tried, bikes with baskets), plus helmets, shoes and all other paraphernalia. The shed is made from thick galvanised steel panels, more than 150 screws, brackets and fixing devices and has a heavy-duty integral metal, 5-point locking system; the main lock is a Euro cylinder which is claimed to be pick and drill resistant. It needs around 2 square meters of outdoor space and a flat, concrete surface to sit on. SafeStore can construct it for you - but if you try it yourself you will need a powerdriver screwdriver and a friend to help.

REVIEWING THE BIRKDALE

'The SafeStore Birkdale was put through rigorous testing by the UKLA to analyse the overall security and build quality. From delivery through to self assembly. The UKLA did it all. We are happy to report the SafeStore motorcycle garage did pretty well indeed!! The SafeStore Birkdale has been designed and manufactured here in the UK (Yorkshire) to the highest standards and represents the best in home grown UK engineering and manufacturing. Made from fully galvanised steel, this weatherproof motorcycle garage features a drill and pick resistant lock, a fantastic 5 point locking system and dead bolts!'

REVIEWING THE ARMADALE

'Its credentials looked good on paper: 5-point locking system, with reinforced doors, panels and hinges etc.. In addition and it has received LPCB approval. We wanted to test out how strong it was and how much of a beating it would take. As a result we decided to give the Armadale a going over with a hammer, crank and screwdriver (basic tools in a bike thief's armoury) to see what it could withstand. You can check out how we, and the Armadale, got on in our video. Conclusion: It is green, made of steel, heavy duty and can withstand a proper pounding. We know because we tried to give it one!'

REVIEWING THE BIRKDALE

'Spending over £1,000 on a metal garage is a serious decision, especially when the same amount of money could buy one hell of a wooden shed. But after a few months using this SafeStore garage I've been converted. If security is an issue then this could be the answer. Secure locks give the doors a sturdy feel, and steel sides and roof would defeat all but the most serious of tools. The interior has a plug socket and vents so wet bikes can dry and there's a shelf for your helmet. It's designed for one bike but you could squeeze two bikes in. It only takes up minimal room, but needs a concrete or slab base.'

Feedback

Reviews and comments from customers

"A SafeStore shed is one of the heaviest and best quality sheds on the market and so their self weight and goods stored within them often mean that anchoring the base is not required for sheltered locations".

John

The secrets of shed building.com

"We couldn't be happier with our shed. We've cleared out our hallway of scooters, bikes, helmets, travel car seats and even the pushchair so now have so much more room. Especially happy as it's really secure".

Nessie

"Very happy with delivery, requested that they call an hour beforehand so I can make sure I'm in - called as expected and arrived within the hour. Unit took my partner and I about 1.5 hours to build. Very happy with the build quality and very happy with the security".

JJ

"The quality is superior to anything else I have seen."

Jimbo

Weydale

"Feels very secure and solid, worth every penny to protect your pride and joy"

Paul B

"Excellent quality - keeps my bike dry and very secure without taking up too much space in the garden. I would definitely recommend.

S-Gas

"The whole process was very well managed from the first order to deliver and staff were helpful and a pleasure to deal with. My new and old bikes are very happy in their new home!"

Jim

"To repeat, I thought the quality of your product is excellent. The shed it replaced was a cheapo from B&Q or similar, it was not nearly as good quality, much thinner material, loads more parts, much harder to assemble, never looked too good. The other old shed (still in use) is better quality, still not nearly as solid as SafeStore, but took us days to put together :-(. When it starts falling to bits, we'll replace it with an SafeStore Talladale".

**John
Batchelor**

"Now some 4 years old, this store is still in very good shape. Weather & burglar proof. Storing 2 bikes, pots of paint, garden cushions and lots more. Arrived on time. Managed to assemble and secure to the paving slab base single handed."

Anitadee

"Huge and impressive SafeStore bike shed... I'm also thinking of buying on of your extension modules to make it even bigger!"

EEF

"The bike shed is excellent, very secure and weatherproof. We have had it for a couple of years with absolutely no problems."

Huds

"... strong as an ox"

Elton



SafeStore Steel Storage

0333 800 8880

Order Online: www.leisurebuildings.com

Within the brochure you will find the following clarifications highlighted with asterisks:

(**) Presumes regular sizes bikes correctly packed into the unit

(***) Approximate size - please check carefully the stated metric dimensions