

The following prices are direct add on prices for UPVC options


Convert price = Add on to each Door/window to convert from Standard timber window to a UPVC Double glazed upgrade (no Deductions)


New price = Full retail for a new /additional- Door/window


Colour options White = White exterior & interior
 Anthracite Grey = Anthracite Grey exterior / white interior


Standard Summerhouse Building upgrades





 490 wide x 1560 high	U-SF1510 Long Glazed - fixed		
		Convert	New
	White =	£125.00	£225.00
Anthracite/white =	£145.00	£245.00	

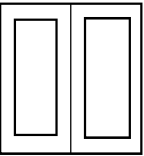
 490 w x 1560 high	U-SF1510+V Long glazed + top vent		
		Convert	New
	White =	£170.00	£270.00
Anthracite/white =	£190.00	£290.00	

 490 wide x 1180 high	U-SF1125 Mid Glazed - fixed		
		Convert	New
	White =	£115.00	£215.00
Anthracite/white =	£135.00	£235.00	

 490 wide x 1180 high	U-SF1125+V Mid Glazed + top vent		
		Convert	New
	White =	£160.00	£260.00
Anthracite/white =	£180.00	£280.00	

 490 wide x 950 high	U-SF900 1/2 Glazed - fixed		
		Convert	New
	White =	£105.00	£205.00
Anthracite/white =	£125.00	£225.00	

 490 wide x 950 high	U-SF900+V 1/2 Glazed + top vent		
		Convert	New
	White =	£150.00	£250.00
Anthracite/white =	£170.00	£270.00	

 1320 wide x 1860 high	Patt 10 4ft pair Long glazed		
		Convert	New
	White =	£560.00	£760.00
Anthracite/white =	£660.00	£860.00	