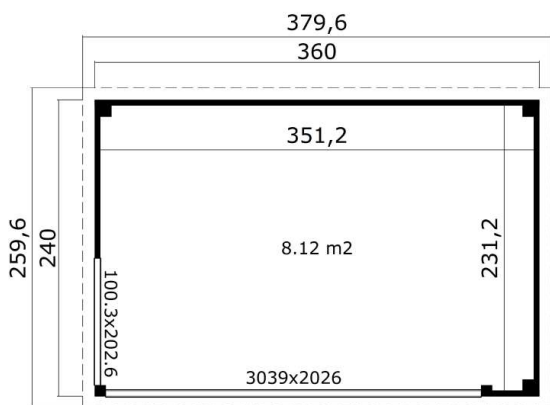


Thames 3.6m x 2.4m Culham





44
mm

**UNDER
2,5
metres**



PACKAGING: 2 PALLET(S)

 440 x 118 x 60 cm
810 kg

 245 x 118 x 35 cm
250 kg



DIMENSIONS

Floor area	8.12 m ²
Roof dimensions	3.80 x 2.60 m
Cubic volume	≈ 19.44 m ³
Wall height	≈ 2.39 m
Ridge height	≈ 2.39 m
Front overhang	≈ 10 cm

WINDOWS & DOORS

1 x Sliding door	303.9 x 202.6 cm
null x Single window fixed	100.3 x 202.6 cm

ROOF & FLOOR

Roof boards	18x90 mm
Floor boards	18x90 mm
Roof surface	9.85 m ²
Roof angle	≈ 2 °
Treated Bearers	45x70 mm