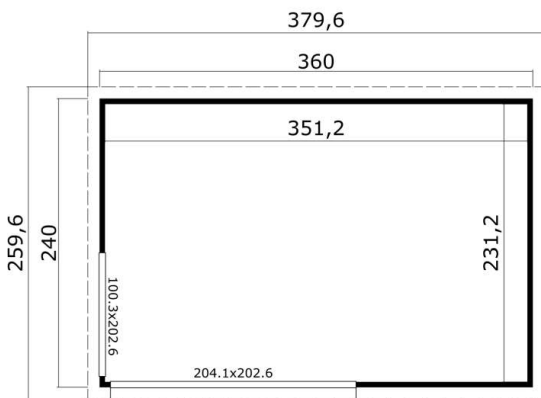


# Thames 3.6m x 2.4m Shiplake





44 mm

UNDER 2,5 metres



## PACKAGING: 2 PALLET(S)

 440 x 118 x 60 cm  
810 kg

 245 x 114 x 27 cm  
200 kg



## DIMENSIONS

Floor area	8.12 m <sup>2</sup>
Roof dimensions	3.80 x 2.60 m
Cubic volume	≈ 19.44 m <sup>3</sup>
Wall height	≈ 2.39 m
Ridge height	≈ 2.39 m
Front overhang	≈ 10 cm

## WINDOWS & DOORS

1 x Sliding door	204.1 x 202.6 cm
1 x Single window fixed	100.3 x 202.6 cm

## ROOF & FLOOR

Roof boards	18x90 mm
Floor boards	18x90 mm
Roof surface	9.85 m <sup>2</sup>
Roof angle	≈ 2 °
Treated Bearers	45x70 mm