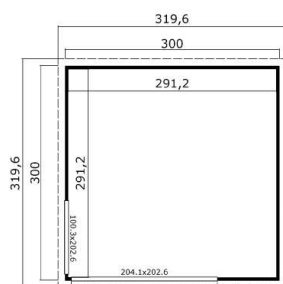


# Thames 3m x 3m Wallingford





44  
mm

**UNDER  
2,5  
metres**



## PACKAGING: 2 PALLET(S)

 330 x 118 x 70 cm  
794 kg

 245 x 118 x 27 cm  
190 kg



## DIMENSIONS

Floor area	8.48 m <sup>2</sup>
Roof dimensions	3.20 x 3.20 m
Cubic volume	≈ 20.3 m <sup>3</sup>
Wall height	≈ 2.39 m
Ridge height	≈ 2.39 m
Front overhang	≈ 10 cm

## WINDOWS & DOORS

1 x Sliding door	204.1 x 202.6 cm
1 x Single window fixed	100.3 x 202.6 cm

## ROOF & FLOOR

Roof boards	18x90 mm
Floor boards	18x90 mm
Roof surface	9.59 m <sup>2</sup>
Roof angle	≈ 2.2 °
Treated Bearers	45x70 mm